



SITUATION REPORT ON DENGUE IN NEPAL- 2024

1-Jan to 5-Jun

Reported Dengue Cases **1105**

Confirmed Deaths **0**

Affected Districts **69**

No. of Districts with >500 cases **0**

DENGUE: SYMPTOMS AND CARE

डेङ्गीका मुख्य लक्षणहरू



डेङ्गीका लक्षणहरू देखिएमा के गर्ने ?

स्वास्थ्य संस्थामा गई चिकित्सक वा स्वास्थ्यकर्मीको सल्लाह लिने ।



घरमै बसेर उपचार गर्ने सल्लाह दिएमा जस्तै घटानुसंग लागि र पीछ दुबैको कम गर्नको लागि प्यारासिटामोल बाहेक इबुफेन र एस्किन जस्ता अरु औषधीको सेवन नगर्ने ।

अस्पताल भर्ना हुन सल्लाह दिएमा तुरुन्त भर्ना हुने ।

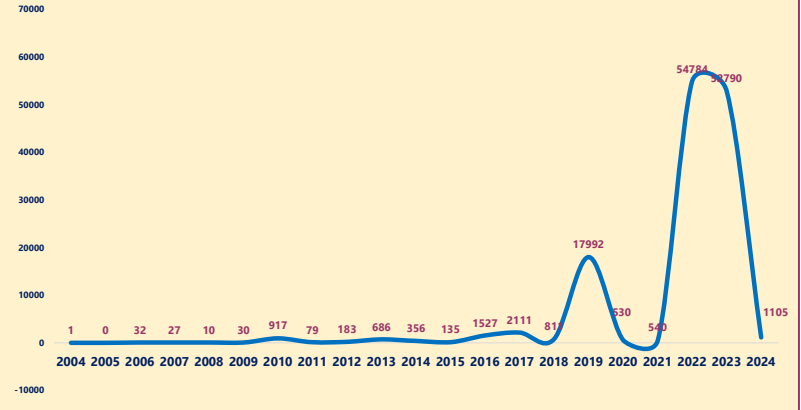


(\* चिकित्सकको सल्लाह नलिईकन कुनै पनि औषधी सेवन नगर्ने )

लामखुट्टे फुल पार्न सक्ने संभावित घर भित्र र वरपरका पानी जम्ने ठाउँहरू र पानी राख्ने भाँडाहरू खोजी खोजी सफा गरी र लामखुट्टेको फुल नष्ट गरी ।

ANNUAL TRENDS OF DENGUE CASES (2004-2024)

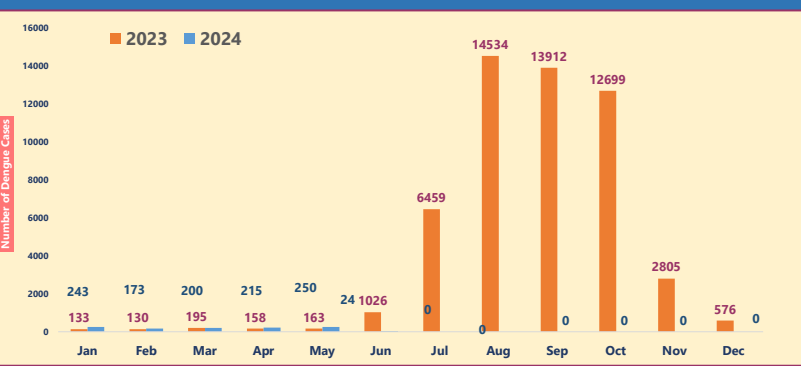
Trends in Number of Dengue Cases in Nepal 2004-2024



DENGUE CASES BY PROVINCE

Province	No. of Dengue Cases	% of National Burden
KOSHI	264	23.9%
MADHESH	29	2.6%
BAGMATI	385	34.8%
GANDAKI	170	15.4%
LUMBINI	129	11.7%
KARNALI	15	1.4%
SUDURPASHCHIM	113	10.2%

MONTHLY TREND OF DENGUE CASES



TOP TEN DISTRICTS

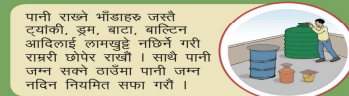
District	No. of Dengue Cases	% of National Burden
306 KATHMANDU	112	10.1%
111 JHAPA	109	9.9%
313 CHITAWAN	73	6.6%
312 MAKWANPUR	58	5.2%
302 SINDHUPALCHOK	44	4.0%
407 TANAHA	39	3.5%
104 OKHALDHUNGA	38	3.4%
706 DOTI	30	2.7%
508 RUPANDEHI	28	2.5%
307 BHAKTAPUR	27	2.4%

डेङ्गीबाट बच्न लामखुट्टेको टोकाईबाट जोगिऔं, व्यक्तिगत सुरक्षाका उपायहरू अपनाऔं !!



सुरक्षित रहौं रोकथाम गरौं नियन्त्रण गरौं

डेङ्गी रोग डेङ्गी भाईरसबाट संक्रमित एडिज जातका लामखुट्टेको टोकाईबाट सदाँध । एडिज जातका लामखुट्टे पानी जम्मा भएको जुनसुकै भाँडोमा पनि हुर्कन सक्दछ ।




पानी राख्ने भाँडाहरू जस्तै दर्याकी, झुम, बाटो, बाल्टिन आदिलाई लामखुट्टे नछिर्ने गरी राम्ररी छोपेर राख्नु । साथै पानी जम्न सक्ने ठाउँमा पानी जम्न नदिन नियमित सफा गरी ।




कोठा भित्र लामखुट्टे भगाउने धूप बाल्ने र लामखुट्टेको टोकाईबाट बच्ने मलम लगाऔं ।



पूरे शरीर ढाक्ने लुगा लगाऔं ।



काम नलान्ने र पानी भरिन सक्ने सामानहरू जस्तै बोटल, टायर, फ्लास्टिकका बस्तुहरू पानी जम्न नमिल्ने गरि विसर्जन गर्ने ।



घर/विद्यालयको अर्धोरा कुना-काया, जस्तै: पर्दा पछाडी, खाटमुनि, शौचालय भित्र, डेस्क/बेन्च मुनि आदि जस्ता ठाउँहरूमा किटनाशक औषधि छर्कने गरी ।



कम्पिमा हप्ताको एक पटक एर कुल्ल, पानी दर्याकी, फुलदान्नी, गमलामा राखिएको फ्लेटहरू राम्ररी सफा गरी ।



हामी सबै मिलेर मात्र डेङ्गी रोकथाम गर्न सक्छौं ।

लामखुट्टे फुल पार्न सक्ने संभावित घर र विद्यालय भित्र र वरपरका पानी जम्ने ठाउँहरू र पानी राख्ने भाँडाहरू खोजी खोजी सफा गरी र लामखुट्टेको फुल नष्ट गरी ।

CONTACT US

Government of Nepal  
Ministry of Health and Population  
Epidemiology and Disease Control Division  
Teku, Kathmandu



Email: ewarsedcd@gmail.com  
Web: www.edcd.gov.np  
Phone: 014255796

DISTRICT AND MONTH WISE DISTRIBUTION OF DENGUE CASES (2024)

SN	Province	District	JAN	FEB	MAR	APR	MAY	JUN	JUL	AUG	SEP	OCT	NOV	DEC	TOTAL
1	BAGMATI PROVINCE	306 KATHMANDU	16	7	14	36	32	7	0	0	0	0	0	0	112
2	KOSHI PROVINCE	111 JHAPA	22	18	11	10	43	5	0	0	0	0	0	0	109
3	BAGMATI PROVINCE	313 CHITAWAN	10	10	11	25	17	0	0	0	0	0	0	0	73
4	BAGMATI PROVINCE	312 MAKWANPUR	11	11	13	12	9	2	0	0	0	0	0	0	58
5	BAGMATI PROVINCE	302 SINDHUPALCHOK	1	10	26	2	5	0	0	0	0	0	0	0	44
6	GANDAKI PROVINCE	407 TANAHU	9	0	2	11	17	0	0	0	0	0	0	0	39
7	KOSHI PROVINCE	104 OKHALDHUNGA	5	17	6	3	7	0	0	0	0	0	0	0	38
8	SUDURPASCHIM PROVINCE	706 DOTI	4	8	9	6	2	1	0	0	0	0	0	0	30
9	LUMBINI PROVINCE	508 RUPANDEHI	3	8	6	9	2	0	0	0	0	0	0	0	28
10	BAGMATI PROVINCE	307 BHAKTAPUR	14	3	2	3	4	1	0	0	0	0	0	0	27
11	GANDAKI PROVINCE	406 LAMJUNG	12	0	0	7	5	0	0	0	0	0	0	0	24
12	SUDURPASCHIM PROVINCE	707 ACHHAM	0	0	10	12	2	0	0	0	0	0	0	0	24
13	SUDURPASCHIM PROVINCE	709 KANCHANPUR	6	4	7	5	2	0	0	0	0	0	0	0	24
14	KOSHI PROVINCE	106 BHOJPUR	4	4	2	3	9	1	0	0	0	0	0	0	23
15	GANDAKI PROVINCE	405 KASKI	18	1	0	1	3	0	0	0	0	0	0	0	23
16	LUMBINI PROVINCE	506 PALPA	4	6	10	2	0	0	0	0	0	0	0	0	22
17	KOSHI PROVINCE	102 SANKHUWASABHA	3	8	6	4	0	0	0	0	0	0	0	0	21
18	GANDAKI PROVINCE	408 NAWALPARASI EAST	6	3	4	3	4	0	0	0	0	0	0	0	20
19	KOSHI PROVINCE	110 ILAM	8	3	3	4	1	0	0	0	0	0	0	0	19
20	KOSHI PROVINCE	113 SUNSARI	5	3	3	4	3	0	0	0	0	0	0	0	18
21	BAGMATI PROVINCE	308 LALITPUR	10	1	4	2	1	0	0	0	0	0	0	0	18
22	GANDAKI PROVINCE	401 GORKHA	12	0	1	3	2	0	0	0	0	0	0	0	18
23	GANDAKI PROVINCE	409 SYANGJA	5	5	3	1	4	0	0	0	0	0	0	0	18
24	BAGMATI PROVINCE	309 KAVREPALANCHOK	2	2	0	0	8	2	0	0	0	0	0	0	14
25	GANDAKI PROVINCE	404 MYAGDI	6	3	2	1	1	1	0	0	0	0	0	0	14
26	LUMBINI PROVINCE	509 KAPILBASTU	6	2	2	4	0	0	0	0	0	0	0	0	14
27	LUMBINI PROVINCE	510 DANG	3	4	1	2	4	0	0	0	0	0	0	0	14
28	KOSHI PROVINCE	112 MORANG	8	1	2	1	1	0	0	0	0	0	0	0	13
29	LUMBINI PROVINCE	504 GULMI	3	3	2	2	3	0	0	0	0	0	0	0	13
30	SUDURPASCHIM PROVINCE	701 BAJURA	2	4	5	1	1	0	0	0	0	0	0	0	13
31	BAGMATI PROVINCE	310 RAMECHHAP	2	7	0	1	1	0	0	0	0	0	0	0	11
32	LUMBINI PROVINCE	505 ARGHAKHANCHI	0	1	2	2	6	0	0	0	0	0	0	0	11
33	MADHESH PROVINCE	206 RAUTAHAT	0	0	1	4	5	0	0	0	0	0	0	0	10
34	BAGMATI PROVINCE	305 NUWAKOT	4	0	2	2	2	0	0	0	0	0	0	0	10
35	LUMBINI PROVINCE	511 BANKE	0	1	1	7	1	0	0	0	0	0	0	0	10
36	SUDURPASCHIM PROVINCE	708 KAILALI	1	3	2	1	2	0	0	0	0	0	0	0	9
37	MADHESH PROVINCE	207 BARA	2	2	1	1	2	0	0	0	0	0	0	0	8
38	GANDAKI PROVINCE	411 BAGLUNG	0	2	4	0	2	0	0	0	0	0	0	0	8
39	LUMBINI PROVINCE	512 BARDIYA	0	0	0	1	7	0	0	0	0	0	0	0	8
40	SUDURPASCHIM PROVINCE	703 DARCHULA	0	0	0	1	7	0	0	0	0	0	0	0	8
41	BAGMATI PROVINCE	311 SINDHULI	2	3	1	1	0	0	0	0	0	0	0	0	7
42	BAGMATI PROVINCE	301 DOLAKHA	0	1	2	2	1	0	0	0	0	0	0	0	6
43	GANDAKI PROVINCE	410 PARBAT	1	0	2	1	2	0	0	0	0	0	0	0	6
44	KARNALI PROVINCE	608 RUKUM WEST	0	2	3	1	0	0	0	0	0	0	0	0	6
45	KOSHI PROVINCE	114 UDAYAPUR	2	0	1	0	2	0	0	0	0	0	0	0	5
46	MADHESH PROVINCE	208 PARSA	2	1	0	1	1	0	0	0	0	0	0	0	5
47	KOSHI PROVINCE	105 KHOTANG	1	0	1	1	1	0	0	0	0	0	0	0	4
48	KOSHI PROVINCE	108 TERHATHUM	0	0	0	0	2	2	0	0	0	0	0	0	4
49	KOSHI PROVINCE	109 PANCHTHAR	0	1	1	0	2	0	0	0	0	0	0	0	4
50	BAGMATI PROVINCE	304 DHADING	2	0	0	0	2	0	0	0	0	0	0	0	4
51	KOSHI PROVINCE	103 SOLUKHUMBU	2	0	0	0	1	0	0	0	0	0	0	0	3
52	MADHESH PROVINCE	201 SAPTARI	1	0	0	1	1	0	0	0	0	0	0	0	3
53	LUMBINI PROVINCE	507 NAWALPARASI WEST	1	0	2	0	0	0	0	0	0	0	0	0	3
54	KARNALI PROVINCE	606 DAILEKH	0	0	0	1	2	0	0	0	0	0	0	0	3
55	SUDURPASCHIM PROVINCE	705 DADELDHURA	0	0	1	0	2	0	0	0	0	0	0	0	3
56	KOSHI PROVINCE	107 DHANKUTA	0	0	0	1	1	0	0	0	0	0	0	0	2
57	LUMBINI PROVINCE	501 RUKUM EAST	0	0	1	0	0	1	0	0	0	0	0	0	2
58	LUMBINI PROVINCE	502 ROLPA	0	0	1	1	0	0	0	0	0	0	0	0	2
59	LUMBINI PROVINCE	503 PYUTHAN	0	0	1	1	0	0	0	0	0	0	0	0	2
60	KARNALI PROVINCE	609 SALYAN	0	0	0	1	1	0	0	0	0	0	0	0	2
61	KARNALI PROVINCE	610 SURKHET	0	0	2	0	0	0	0	0	0	0	0	0	2
62	SUDURPASCHIM PROVINCE	702 BAJHANG	0	0	0	1	1	0	0	0	0	0	0	0	2
63	KOSHI PROVINCE	101 TAPLEJUNG	0	0	0	0	1	0	0	0	0	0	0	0	1
64	MADHESH PROVINCE	203 DHANUSA	1	0	0	0	0	0	0	0	0	0	0	0	1
65	MADHESH PROVINCE	204 MAHOTTARI	0	0	0	1	0	0	0	0	0	0	0	0	1
66	MADHESH PROVINCE	205 SARLAHI	0	0	0	0	0	1	0	0	0	0	0	0	1
67	BAGMATI PROVINCE	303 RASUWA	1	0	0	0	0	0	0	0	0	0	0	0	1
68	KARNALI PROVINCE	605 KALIKOT	0	0	0	1	0	0	0	0	0	0	0	0	1
69	KARNALI PROVINCE	607 JAJARKOT	0	0	1	0	0	0	0	0	0	0	0	0	1
70	MADHESH PROVINCE	202 SIRAHA	0	0	0	0	0	0	0	0	0	0	0	0	0
71	GANDAKI PROVINCE	402 MANANG	0	0	0	0	0	0	0	0	0	0	0	0	0
72	GANDAKI PROVINCE	403 MUSTANG	0	0	0	0	0	0	0	0	0	0	0	0	0
73	KARNALI PROVINCE	601 DOLPA	0	0	0	0	0	0	0	0	0	0	0	0	0
74	KARNALI PROVINCE	602 MUGU	0	0	0	0	0	0	0	0	0	0	0	0	0
75	KARNALI PROVINCE	403 MUSTANG	0	0	0	0	0	0	0	0	0	0	0	0	0
76	KARNALI PROVINCE	604 JUMLA	0	0	0	0	0	0	0	0	0	0	0	0	0
77	SUDURPASCHIM PROVINCE	704 BAITADI	0	0	0	0	0	0	0	0	0	0	0	0	0
		<b>TOTAL</b>	<b>243</b>	<b>173</b>	<b>200</b>	<b>215</b>	<b>250</b>	<b>24</b>	<b>0</b>	<b>0</b>	<b>0</b>	<b>0</b>	<b>0</b>	<b>0</b>	<b>1105</b>