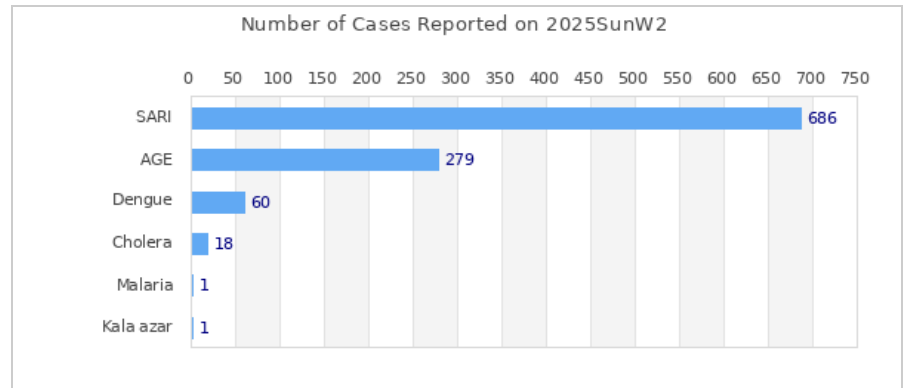




## Highlights

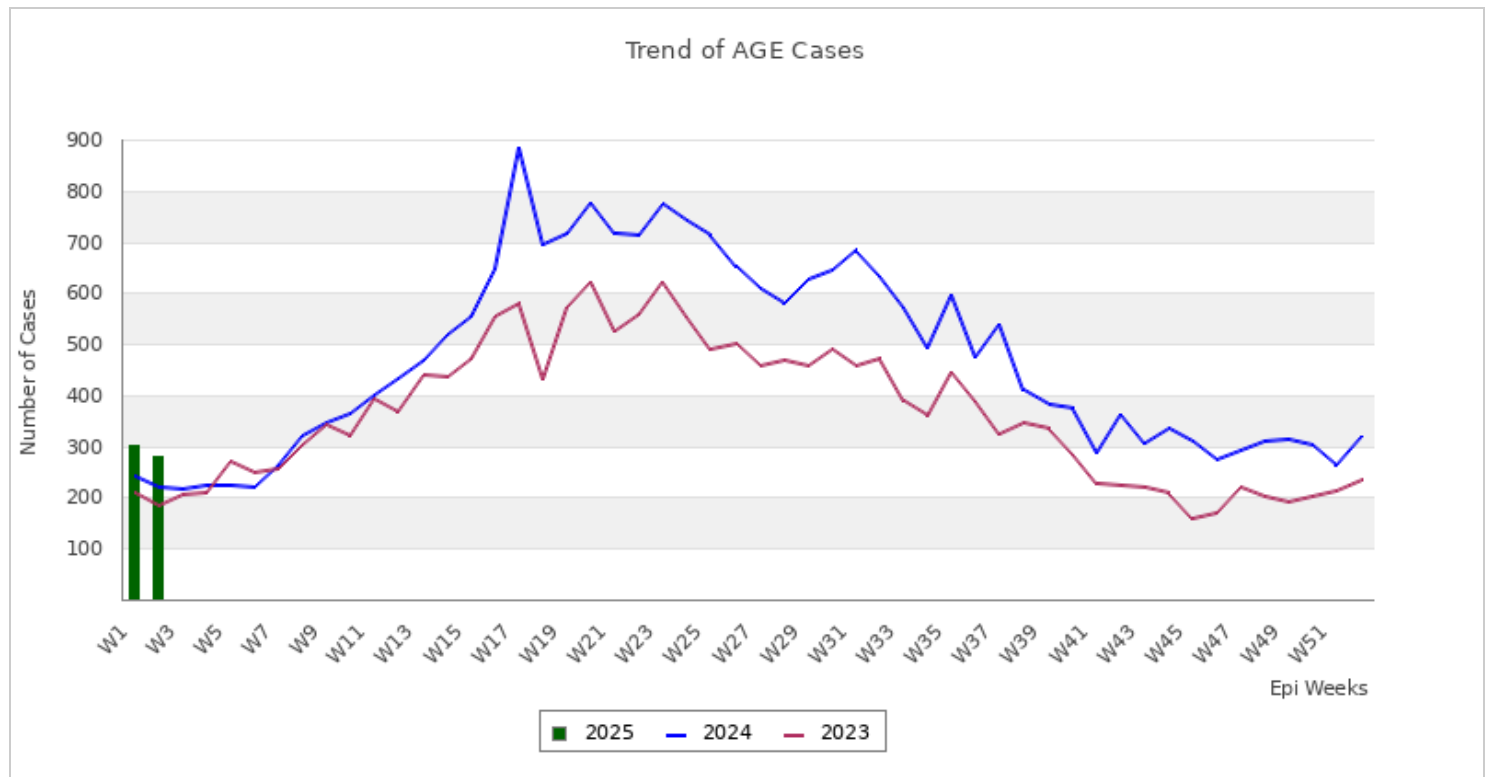
Among the reported diseases, **SARI** is the leading cause of morbidity in Week 2 with **686 (probable/suspect/confirm)** reported cases.

Overall reporting rate of Week 2 is **96.3%** with 129 out of 134 sentinel sites reporting to EWARS.

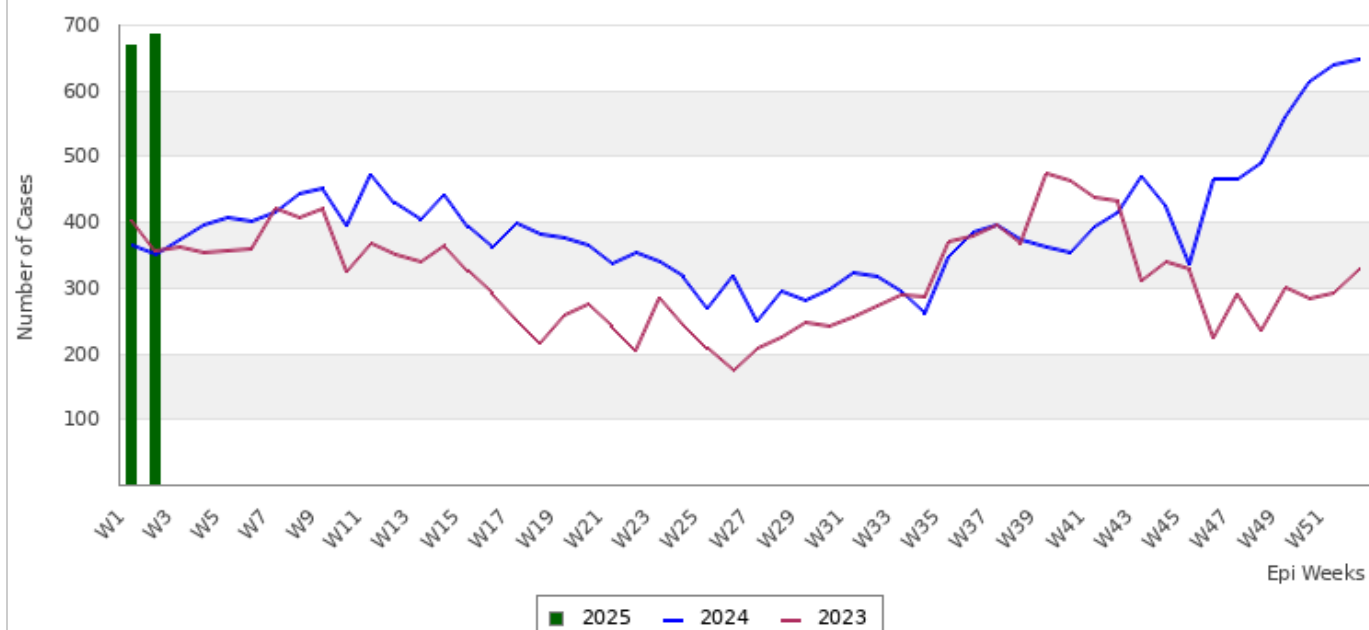


This bulletin includes data since January 2022 till date, including comparison of the same period last two year. In May 2019, 36 new sentinel sites (including public hospitals, private hospitals, and medical colleges) were added and was gradually oriented and started reporting. Recently, in November 2024, 17 reporting sites selected from all the provinces of Nepal were upgraded to sentinel sites, thus the number of sentinel sites are increasing. The current number of sentinel sites is 134.

## Trend of Outbreak Prone Diseases/Syndromes



Trend of SARI Cases



## Comparative Analysis by Disease/Syndrome (Week 2, 2025)

Disease (Probable/Suspect/Confirm)	Week 1, 2025 (Previous Week)	Week 2, 2025 (This Week)	Change in No. of Cases	Week 2, 2024 (Last Year Same Week)
AGE	301	279	-22 <span style="color: green;">■</span>	219
SARI	670	686	16 <span style="color: red;">■</span>	350
Cholera	43	18	-25 <span style="color: green;">■</span>	0
Malaria	2	1	-1 <span style="color: green;">■</span>	0
Dengue	102	60	-42 <span style="color: green;">■</span>	62
Kala azar	2	1	-1 <span style="color: green;">■</span>	4
Scrub Typhus	87	112	25 <span style="color: red;">■</span>	54
Enteric Fever	60	61	1 <span style="color: red;">■</span>	44
Influenza Like Illness	333	173	-160 <span style="color: green;">■</span>	99

■ Increase in number of cases     
 ■ Decrease in number of cases     
 ■ No change in number of cases

### Summary Observation

Most of the **AGE** cases were reported from KATHMANDU (30 cases), BHAKTAPUR (15 cases), PARSA (15 cases), BARA (13 cases) and ILAM (11 cases).

Most of the **SARI** cases were reported from KATHMANDU (66 cases), RUPANDEHI (52 cases), SUNSARI (52 cases), KAILALI (42 cases) and KASKI (40 cases).

Most of the **Cholera** cases were reported from BHOJPUR (6 cases), KHOTANG (5 cases), BHAKTAPUR (3 cases), PARBAT (3 cases) and ACHHAM (1 case).

**Malaria** case(s) were reported from KAILALI (1 case).

Most of the **Dengue** cases were reported from KATHMANDU (7 cases), JHAPA (7 cases), SUNSARI (6 cases), DOTI (4 cases) and BHAKTAPUR (3 cases).

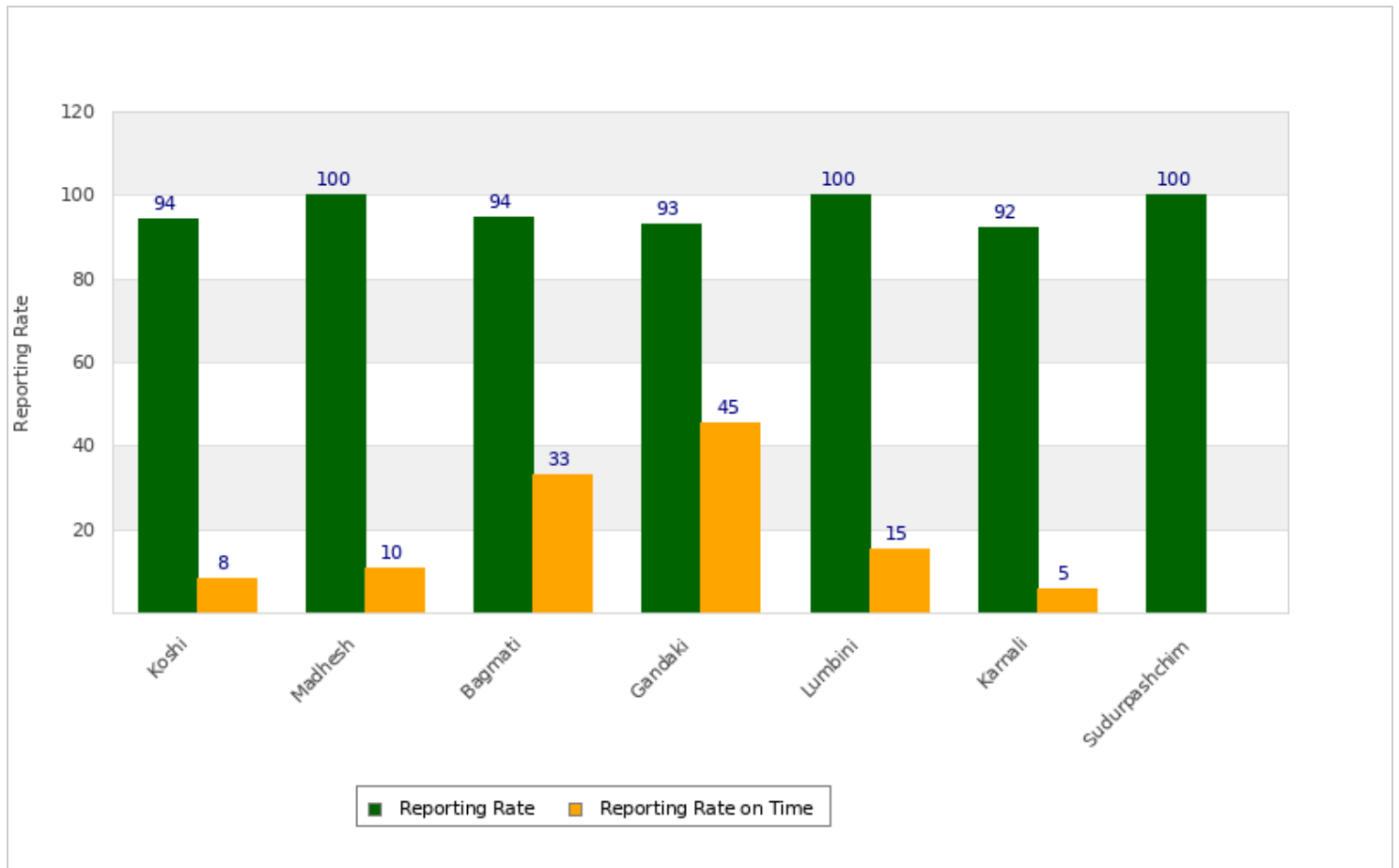
**Kala azar** case(s) were reported from PANCHTHAR (1 case).

Most of the **Scrub Typhus** cases were reported from DANG (14 cases), CHITAWAN (8 cases), SINDHULI (7 cases), DADEL DHURA (6 cases) and SURKHET (5 cases).

Most of the **Enteric Fever** cases were reported from JHAPA (11 cases), DADEL DHURA (8 cases), PARSA (5 cases), MAHOTTARI (4 cases) and RAUTAHAT (3 cases).

Most of the **Influenza Like Illness** cases were reported from ACHHAM (30 cases), KAILALI (29 cases), BHAKTAPUR (22 cases), KATHMANDU (19 cases) and SINDHUPALCHOK (19 cases).

## Province Reporting Status (Week 2, 2025)



**Acknowledgement:** The Epidemiology and Disease Control Division (EDCD) highly acknowledges the contribution from all the sentinel sites, medical recorders, EWARS focal persons, rapid response team members and technical support from WHO and GIZ for preparation of this bulletin.

**Note:** This bulletin is also available at the ED CD website. Other information can also be accessed at the website [www.edcd.gov.np](http://www.edcd.gov.np). If you have difficulty reading this bulletin, you can access it [online](#).