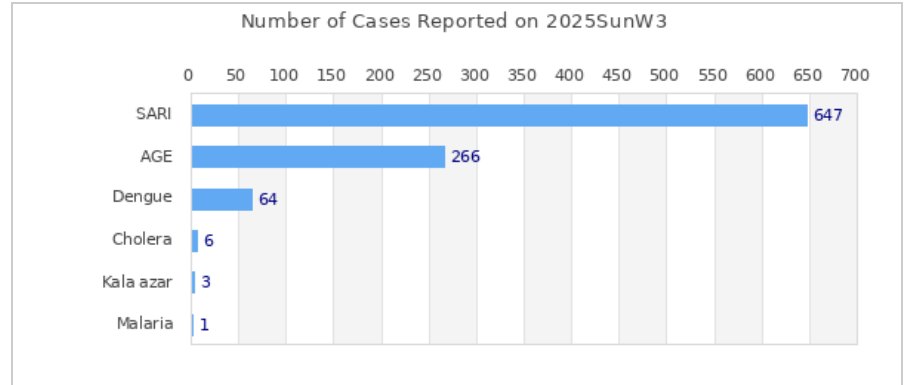




## Highlights

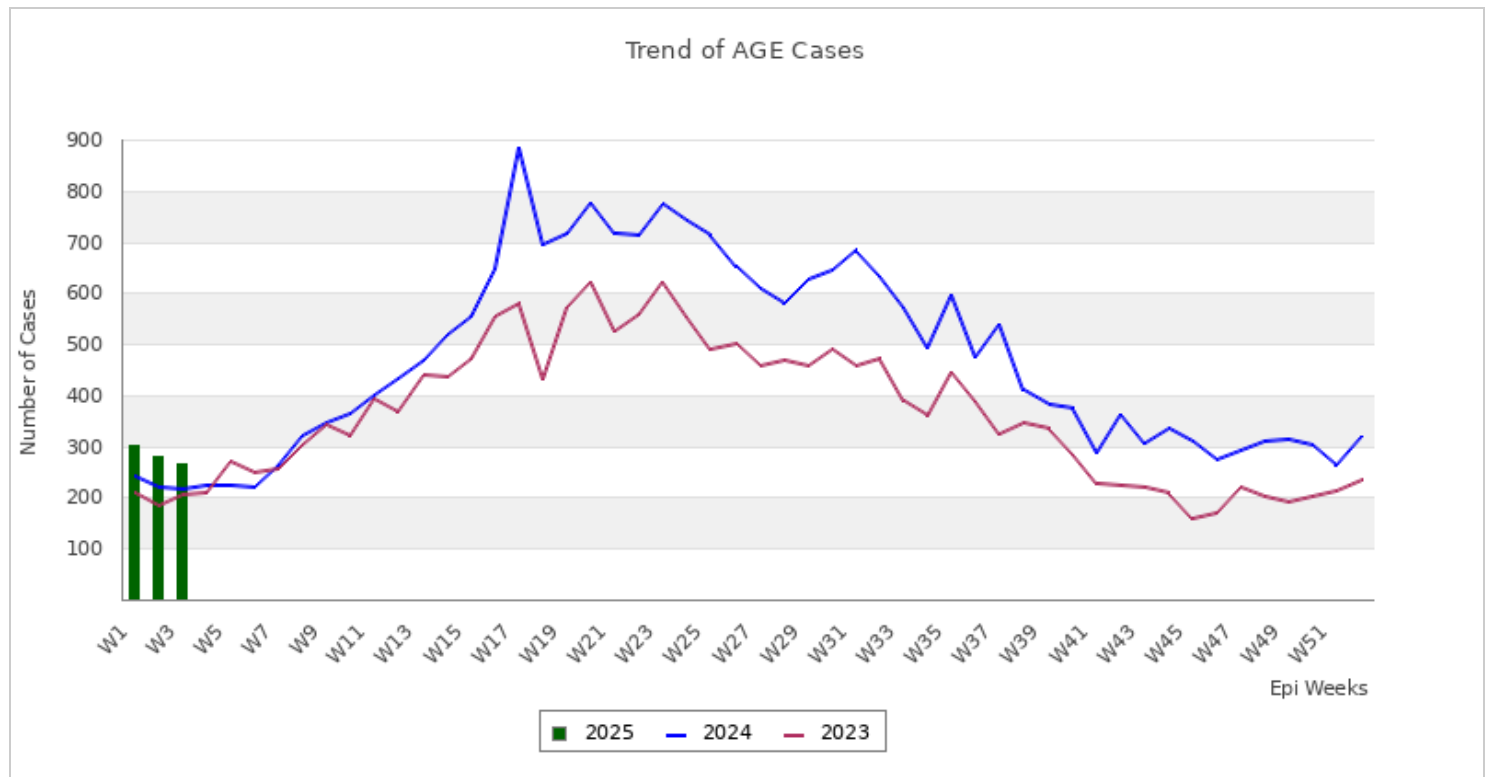
Among the reported diseases, **SARI** is the leading cause of morbidity in Week 3 with **647 (probable/suspect/confirm)** reported cases.

Overall reporting rate of Week 3 is **97.0%** with 130 out of 134 sentinel sites reporting to EWARS.

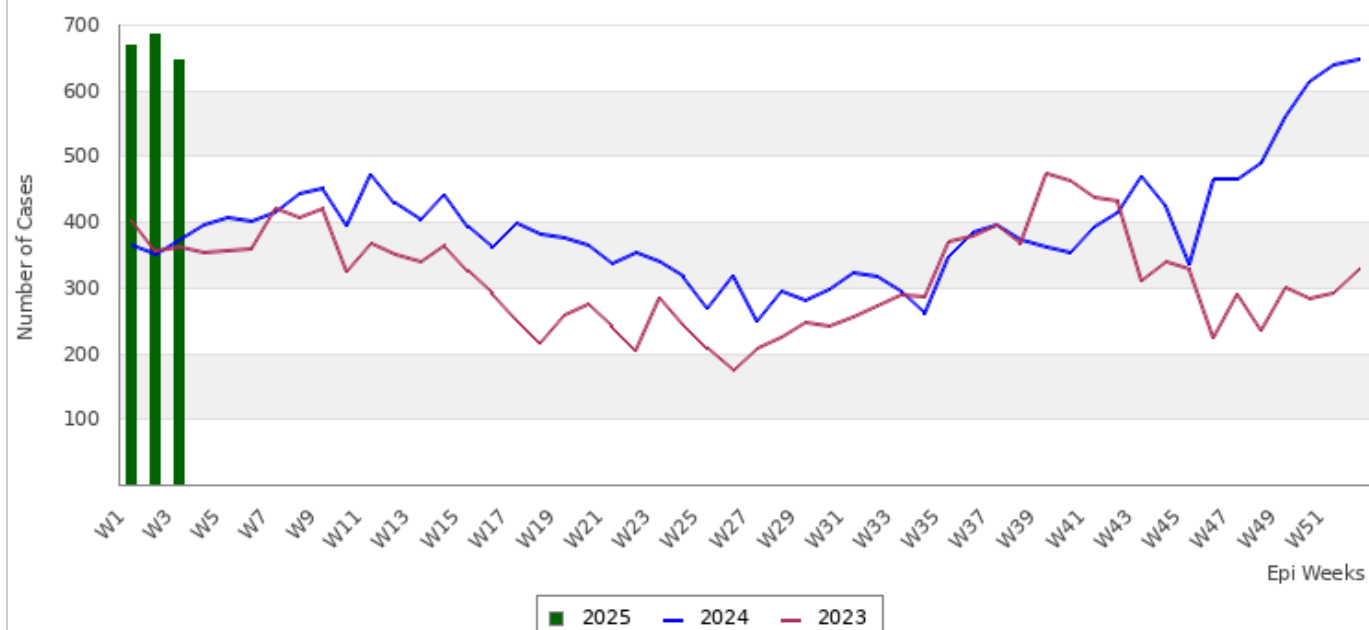


This bulletin includes data since January 2022 till date, including comparison of the same period last two year. In May 2019, 36 new sentinel sites (including public hospitals, private hospitals, and medical colleges) were added and was gradually oriented and started reporting. Recently, in November 2024, 17 reporting sites selected from all the provinces of Nepal were upgraded to sentinel sites, thus the number of sentinel sites are increasing. The current number of sentinel sites is 134.

## Trend of Outbreak Prone Diseases/Syndromes



Trend of SARI Cases



## Comparative Analysis by Disease/Syndrome (Week 3, 2025)

Disease (Probable/Suspect/Confirm)	Week 2, 2025 (Previous Week)	Week 3, 2025 (This Week)	Change in No. of Cases	Week 3, 2024 (Last Year Same Week)
AGE	279	266	-13 <span style="color: green;">■</span>	215
SARI	686	647	-39 <span style="color: green;">■</span>	371
Cholera	18	6	-12 <span style="color: green;">■</span>	0
Malaria	1	1	0 <span style="color: black;">■</span>	0
Dengue	60	64	4 <span style="color: red;">■</span>	41
Kala azar	1	3	2 <span style="color: red;">■</span>	1
Scrub Typhus	112	91	-21 <span style="color: green;">■</span>	45
Enteric Fever	61	41	-20 <span style="color: green;">■</span>	38
Influenza Like Illness	173	236	63 <span style="color: red;">■</span>	98

■ Increase in number of cases     
 ■ Decrease in number of cases     
 ■ No change in number of cases

### Summary Observation

Most of the **AGE** cases were reported from PARSA (19 cases), BHAKTAPUR (17 cases), RUKUM WEST (16 cases), KATHMANDU (16 cases) and RUPANDEHI (10 cases).

Most of the **SARI** cases were reported from KATHMANDU (65 cases), SUNSARI (61 cases), MORANG (48 cases), RUPANDEHI (41 cases) and KASKI (36 cases).

Most of the **Cholera** cases were reported from PARBAT (3 cases), MYAGDI (1 case), UDAYAPUR (1 case) and TAPLEJUNG (1 case).

**Malaria** case(s) were reported from KALIKOT (1 case).

Most of the **Dengue** cases were reported from KASKI (13 cases), MORANG (7 cases), NUWAKOT (6 cases), JHAPA (6 cases) and KATHMANDU (4 cases).

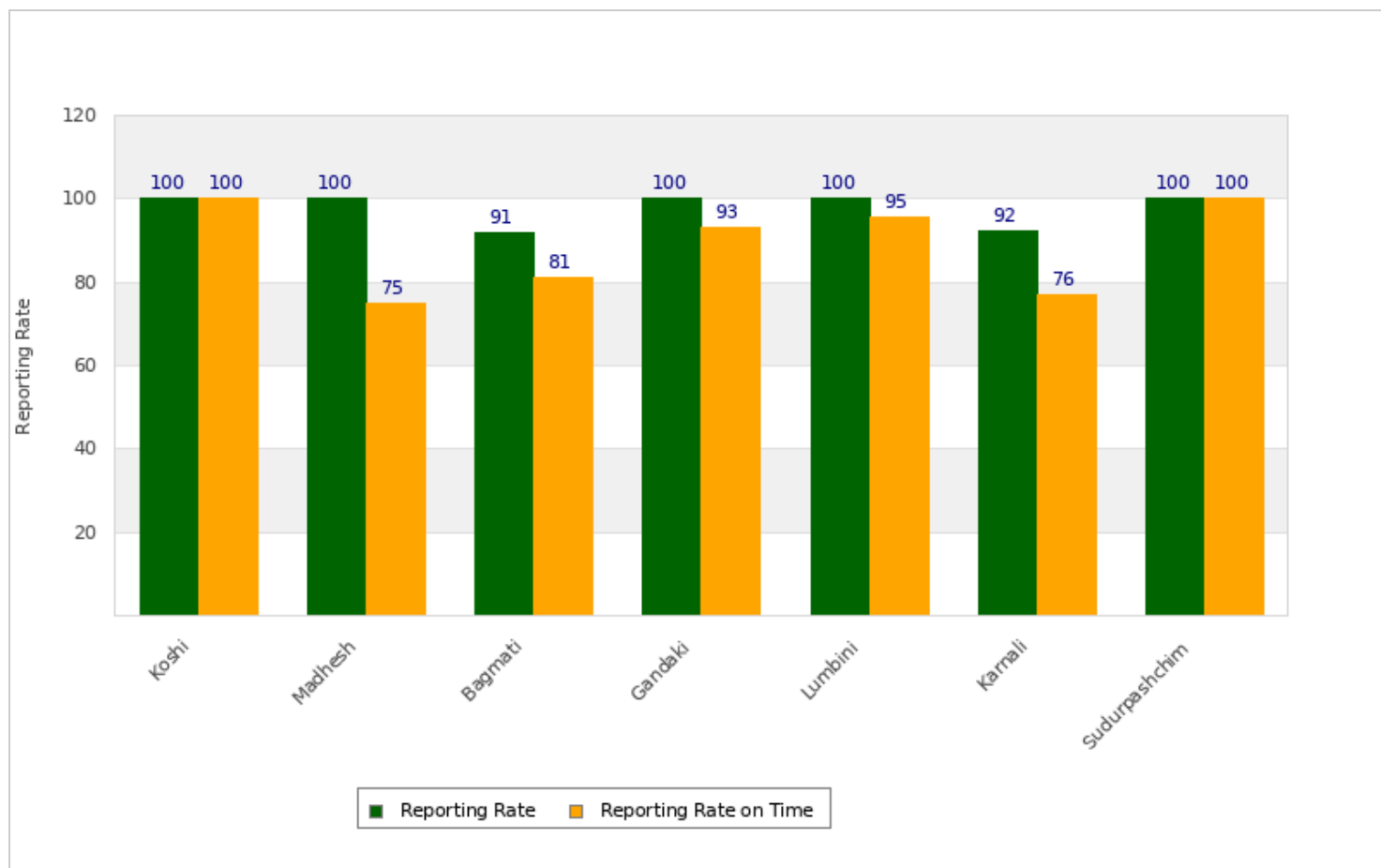
**Kala azar** case(s) were reported from KANCHANPUR (2 cases) and PALPA (1 case).

Most of the **Scrub Typhus** cases were reported from DANG (14 cases), RUPANDEHI (9 cases), CHITAWAN (7 cases), KAILALI (4 cases) and RAMECHHAP (4 cases).

Most of the **Enteric Fever** cases were reported from PARSA (5 cases), MAHOTTARI (4 cases), JHAPA (4 cases), SUNSARI (3 cases) and MORANG (3 cases).

Most of the **Influenza Like Illness** cases were reported from KAILALI (41 cases), SINDHUPALCHOK (37 cases), BHAKTAPUR (31 cases), BAITADI (30 cases) and ACHHAM (19 cases).

## Province Reporting Status (Week 3, 2025)



**Acknowledgement:** The Epidemiology and Disease Control Division (EDCD) highly acknowledges the contribution from all the sentinel sites, medical recorders, EWARS focal persons, rapid response team members and technical support from WHO and GIZ for preparation of this bulletin.

**Note:** This bulletin is also available at the EDCCD website. Other information can also be accessed at the website [www.edcd.gov.np](http://www.edcd.gov.np). If you have difficulty reading this bulletin, you can access it [online](#).