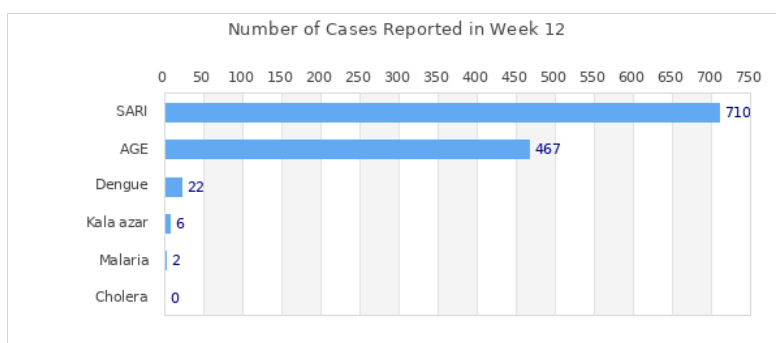




Highlights

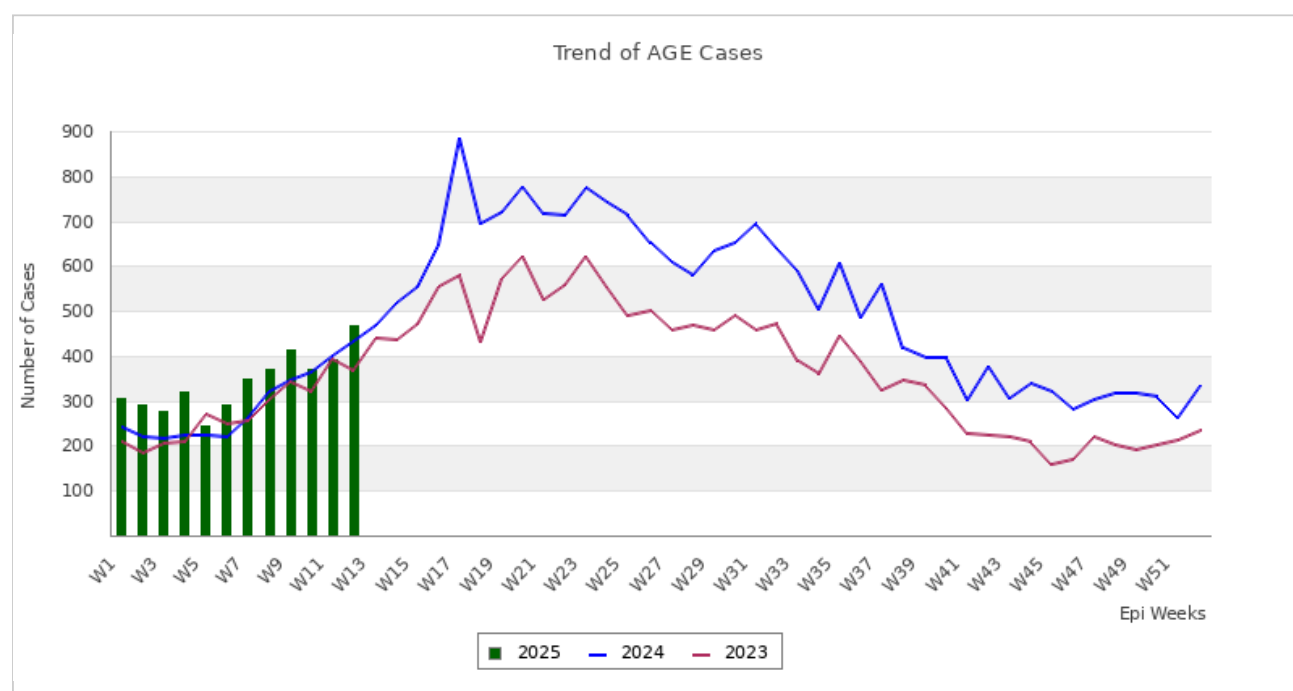
Among the reported diseases, **SARI** is the leading cause of morbidity in Week 12 with **710 reported cases**.

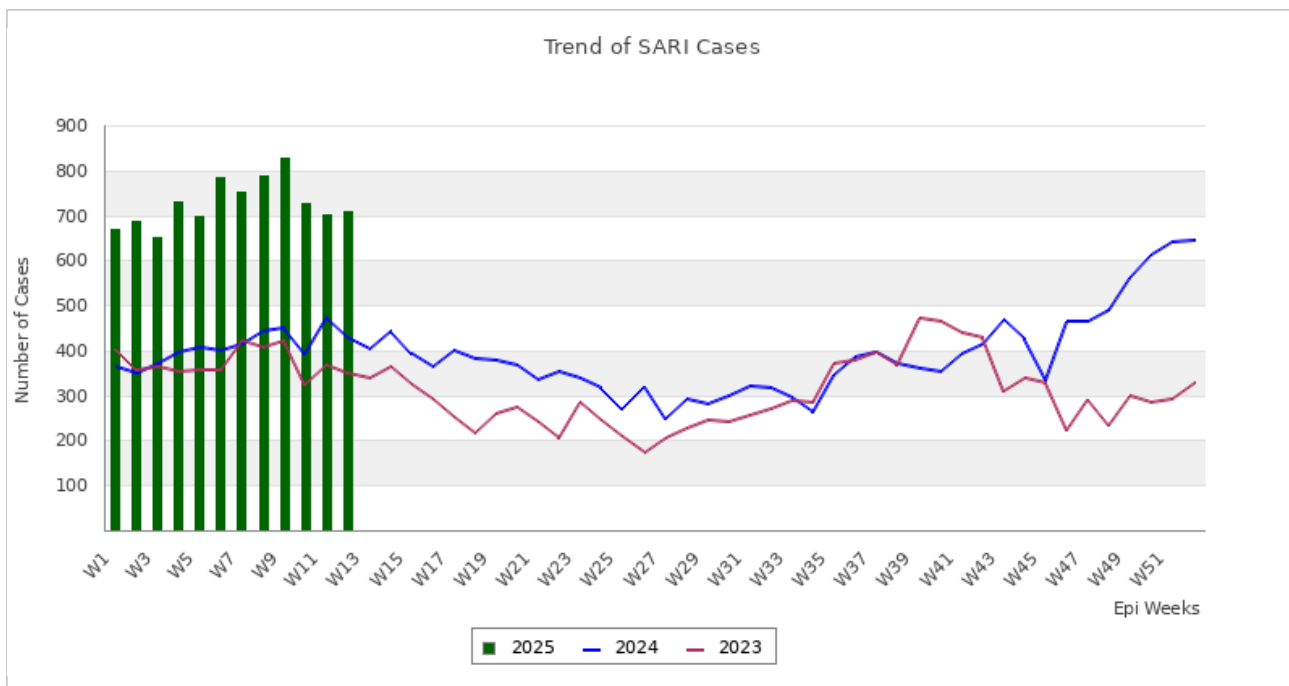
Overall reporting rate of Week 12 is **98.5%** with **132 out of 134** sentinel sites reporting to EWARS.



This bulletin includes data since January 2022 till date, including comparison of the same period last two year. In May 2019, 36 new sentinel sites (including public hospitals, private hospitals, and medical colleges) were added and was gradually oriented and started reporting. Recently, in November 2024, 17 reporting sites selected from all the provinces of Nepal were upgraded to sentinel sites, thus the number of sentinel sites are increasing. The current number of sentinel sites is 134.

Trend of Outbreak Prone Diseases/Syndromes





Comparative Analysis by Disease/Syndrome (Week 12, 2025)

Disease	Week 11, 2025 (Previous Week)	Week 12, 2025 (This Week)	Change in No. of Cases	Week 12, 2024 (Last Year Same Week)
AGE	394	467	73 ■	432
SARI	702	710	8 ■	428
Cholera	1	0	-1 ■	0
Dengue	30	22	-8 ■	39
Kala azar	2	6	4 ■	3
Malaria	0	2	2 ■	2

■ Increase in number of cases
 ■ Decrease in number of cases
 ■ No change in number of cases

Summary Observation (including probable and suspect cases)

Most of the **AGE** cases were reported from KATHMANDU (46 cases), PARSa (41 cases), KAILALI (27 cases), BHAKTAPUR (19 cases) and SAPTARI (19 cases).

Most of the **SARI** cases were reported from KATHMANDU (81 cases), SUNSARI (39 cases), MORANG (39 cases), RUPANDEHI (35 cases) and KAILALI (34 cases).

Most of the **Cholera** cases were reported from BHAKTAPUR (12 cases), MYAGDI (4 cases), ROLPA (1 case) and BAGLUNG (1 case).

Most of the **Malaria** cases were reported from KANCHANPUR (1 case), KAILALI (1 case) and KATHMANDU (1 case).

Most of the **Dengue** cases were reported from KATHMANDU (6 cases), BHAKTAPUR (4 cases), PALPA (3 cases), SUNSARI (3 cases) and SANKHUWASABHA (3 cases).

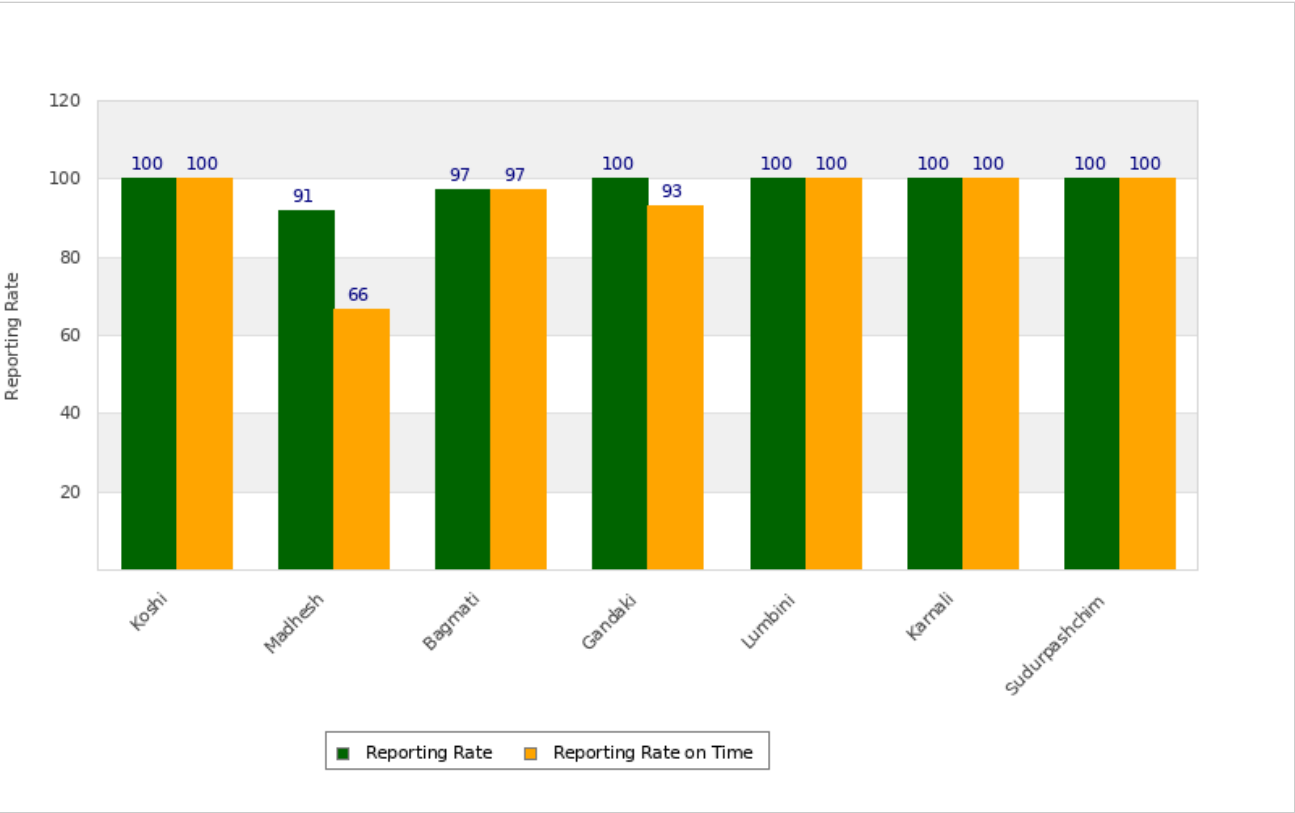
Most of the **Kala azar** cases were reported from SURKHET (3 cases), ACHHAM (1 case), KALIKOT (1 case), RUPANDEHI (1 case) and SANKHUWASABHA (1 case).

Most of the **Scrub Typhus** cases were reported from DANG (27 cases), DOTI (12 cases), DADEL DHURA (12 cases), LAMJUNG (6 cases) and KHOTANG (6 cases).

Most of the **Enteric Fever** cases were reported from SARLAHI (15 cases), JHAPA (10 cases), KATHMANDU (9 cases), ROLPA (8 cases) and PARSa (7 cases).

Most of the **Influenza Like Illness** cases were reported from KAILALI (95 cases), PARBAT (50 cases), SOLUKHUMBU (48 cases), SINDHUPALCHOK (45 cases) and ACHHAM (37 cases).

Province Reporting Status (Week 12, 2025)



Acknowledgement: The Epidemiology and Disease Control Division (EDCD) highly acknowledges the contribution from all the sentinel sites, medical recorders, EWARS focal persons, rapid response team members and technical support from WHO and GIZ for preparation of this bulletin.

Note: This bulletin is also available at the ED CD website. Other information can also be accessed at the website www.edcd.gov.np. If you have difficulty reading this bulletin, you can access it [online](#).