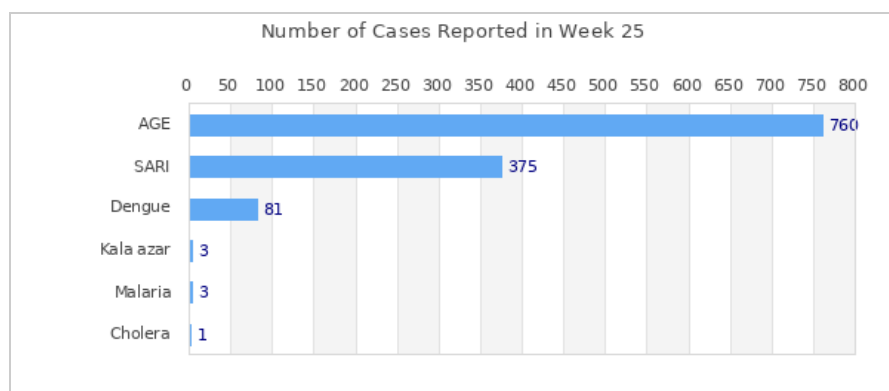




## Highlights

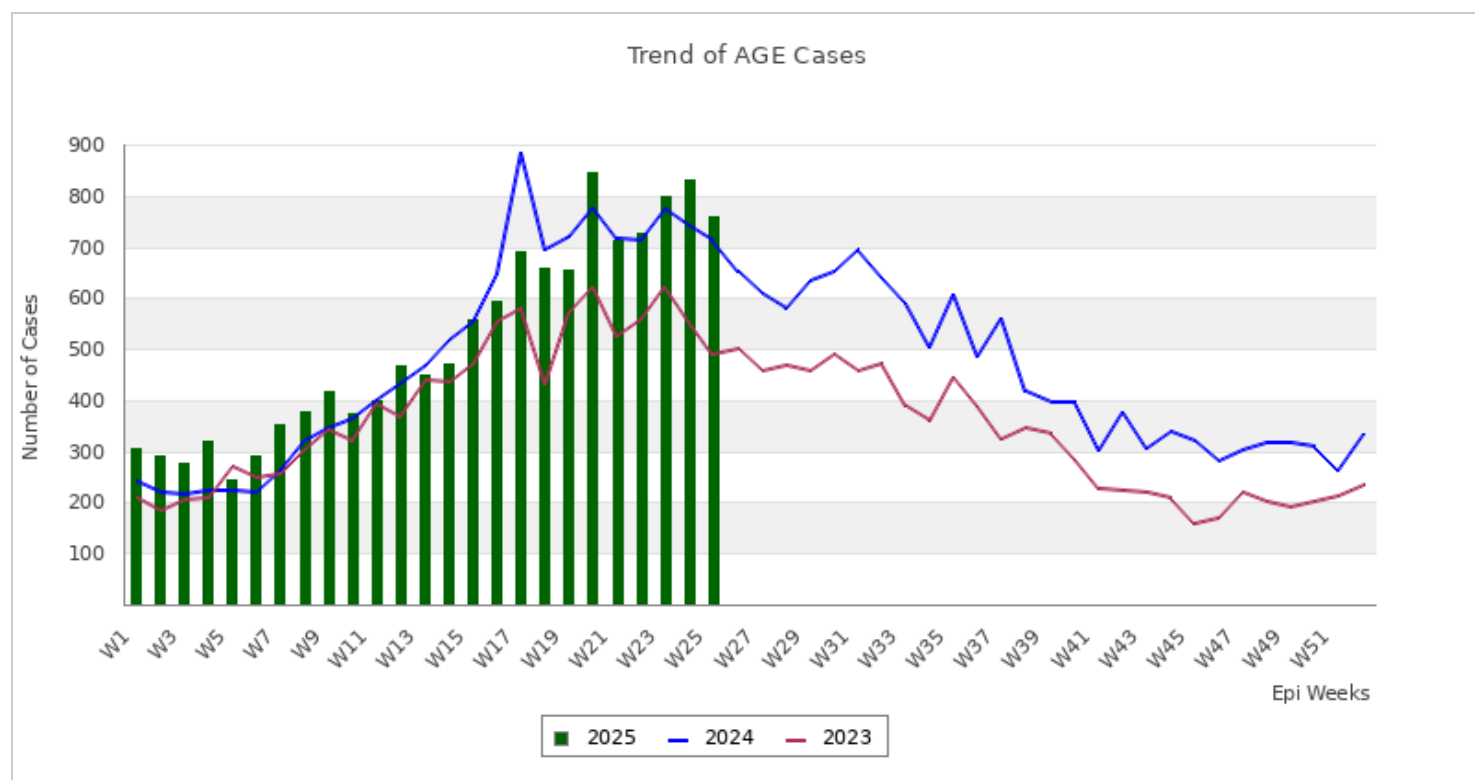
Among the reported diseases, **AGE** is the leading cause of morbidity in Week 25 with **760 reported cases**.

Overall reporting rate of Week 25 is **97.0%** with **130 out of 134** sentinel sites reporting to EWARS.

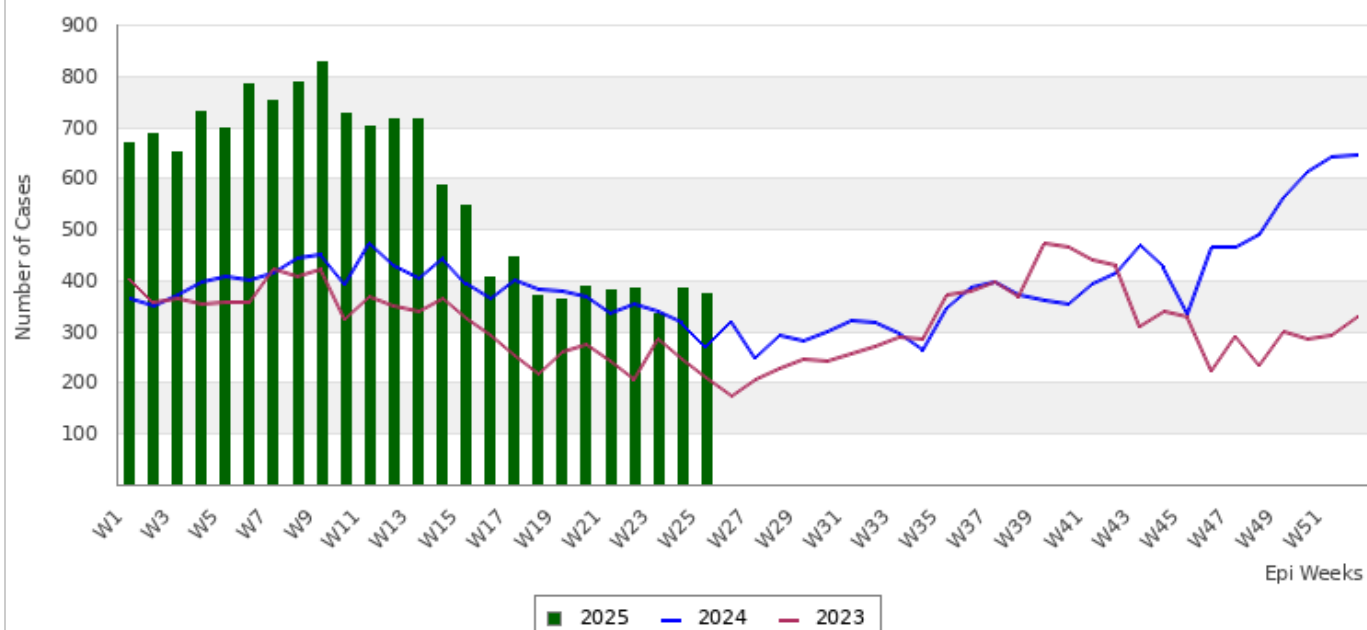


This bulletin includes data since January 2022 till date, including comparison of the same period last two year. In May 2019, 36 new sentinel sites (including public hospitals, private hospitals, and medical colleges) were added and was gradually oriented and started reporting. Recently, in November 2024, 17 reporting sites selected from all the provinces of Nepal were upgraded to sentinel sites, thus the number of sentinel sites are increasing. The current number of sentinel sites is 134.

## Trend of Outbreak Prone Diseases/Syndromes



Trend of SARI Cases



## Comparative Analysis by Disease/Syndrome (Week 25, 2025)

Disease	Week 24, 2025 (Previous Week)	Week 25, 2025 (This Week)	Change in No. of Cases	Week 25, 2024 (Last Year Same Week)
AGE	830	760	-70 <span>■</span>	713
SARI	384	375	-9 <span>■</span>	269
Cholera	0	1	1 <span>■</span>	0
Dengue	67	81	14 <span>■</span>	65
Kala azar	1	3	2 <span>■</span>	7
Malaria	4	3	-1 <span>■</span>	0

■ Increase in number of cases     
 ■ Decrease in number of cases     
 ■ No change in number of cases

## Summary Observation (including probable and suspect cases)

Most of the **AGE** cases were reported from KATHMANDU (126 cases), PARSA (37 cases), LALITPUR (35 cases), KAILALI (32 cases) and KAVREPALANCHOK (32 cases).

Most of the **SARI** cases were reported from KATHMANDU (30 cases), RASUWA (18 cases), MORANG (18 cases), SUNSARI (16 cases) and JHAPA (13 cases).

Most of the **Cholera** cases were reported from BHAKTAPUR (13 cases), PYUTHAN (3 cases), BAGLUNG (2 cases), DOLAKHA (2 cases) and BHOJPUR (2 cases).

Most of the **Malaria** cases were reported from DAILEKH (1 case), KALIKOT (1 case), KAPILBASTU (1 case) and PYUTHAN (1 case).

Most of the **Dengue** cases were reported from KATHMANDU (18 cases), LAMJUNG (16 cases), KASKI (9 cases), DANG (8 cases) and SUNSARI (7 cases).

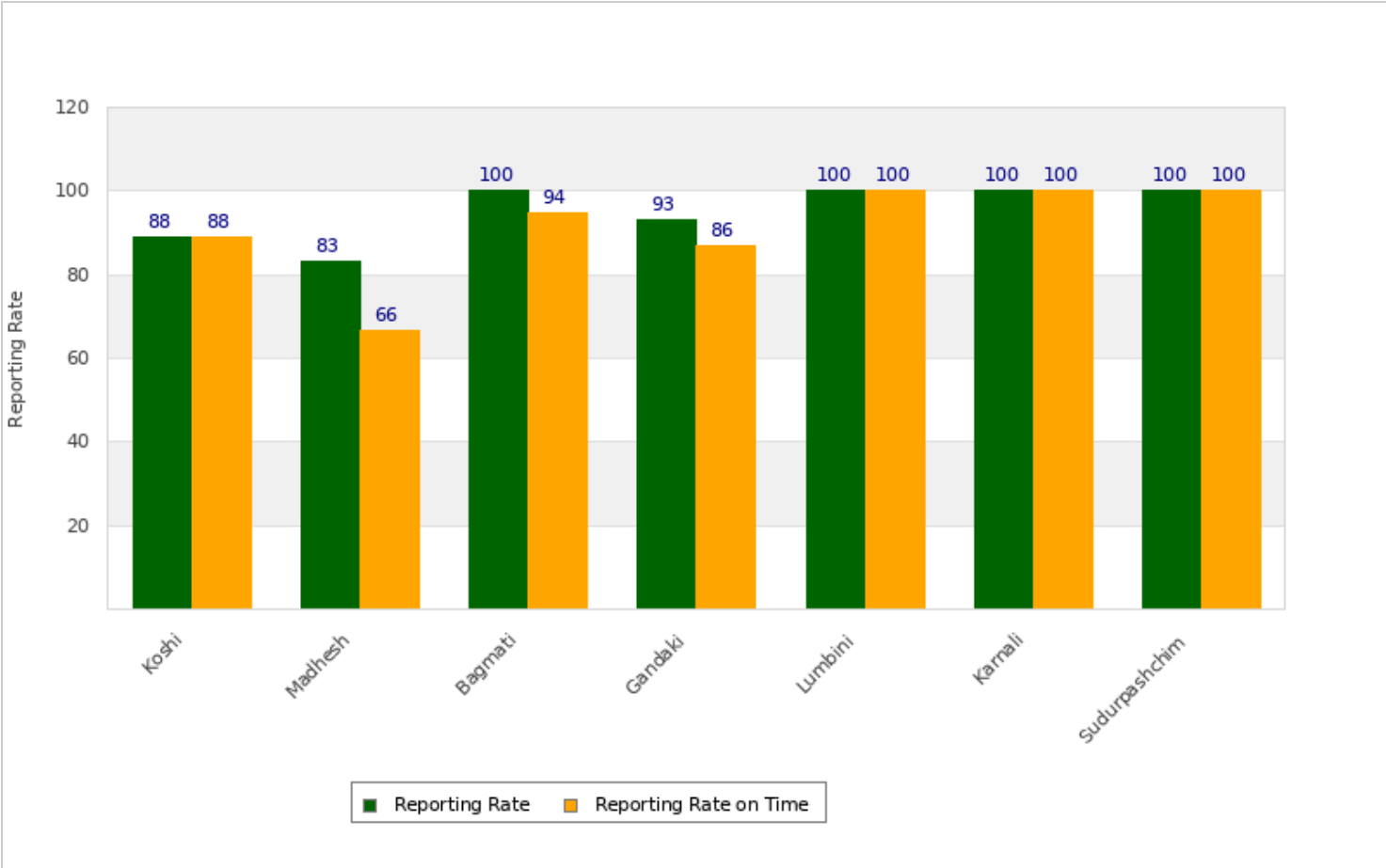
Most of the **Kala azar** cases were reported from SURKHET (2 cases), RUPANDEHI (1 case), PALPA (1 case) and SUNSARI (1 case).

Most of the **Scrub Typhus** cases were reported from DANG (34 cases), NAWALPARASI EAST (8 cases), PALPA (7 cases), PYUTHAN (7 cases) and ROLPA (7 cases).

Most of the **Enteric Fever** cases were reported from KAILALI (54 cases), KANCHANPUR (16 cases), KATHMANDU (10 cases), SARLAHI (8 cases) and DARCHULA (7 cases).

Most of the **Influenza Like Illness** cases were reported from KAILALI (83 cases), BAITADI (33 cases), SINDHUPALCHOK (32 cases), RUKUM WEST (31 cases) and BHAKTAPUR (25 cases).

Province Reporting Status (Week 25, 2025)



**Acknowledgement:** The Epidemiology and Disease Control Division (EDCD) highly acknowledges the contribution from all the sentinel sites, medical recorders, EWARS focal persons, rapid response team members and technical support from WHO and GIZ for preparation of this bulletin.

**Note:** This bulletin is also available at the ED CD website. Other information can also be accessed at the website [www.edcd.gov.np](http://www.edcd.gov.np). If you have difficulty reading this bulletin, you can access it [online](#).