

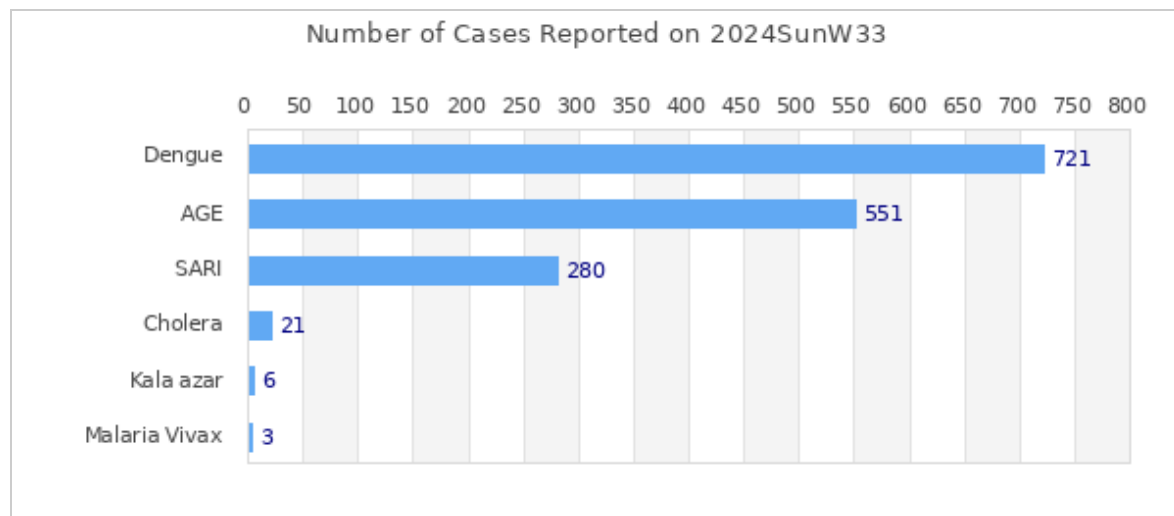


Highlights

Among the reported diseases, **Dengue** is the leading cause of morbidity in Week 33 with **721** reported cases.

Overall reporting rate of Week 33 is **98.3%** with 115 out of 117 sentinel sites reporting to EWARS.

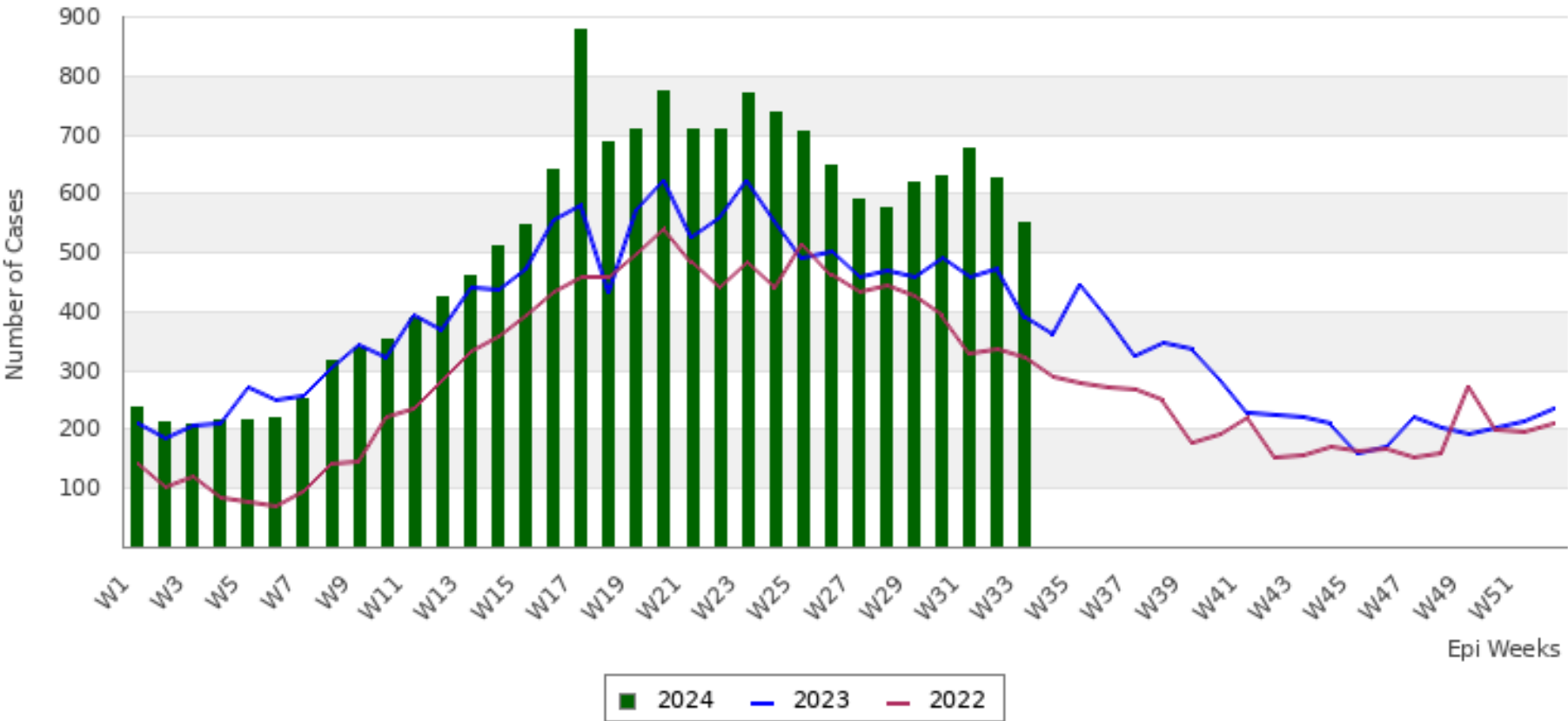
1003589 cases of Corona Virus disease (COVID-19) have been confirmed in Nepal, of which 991553 cases have been recovered so far.

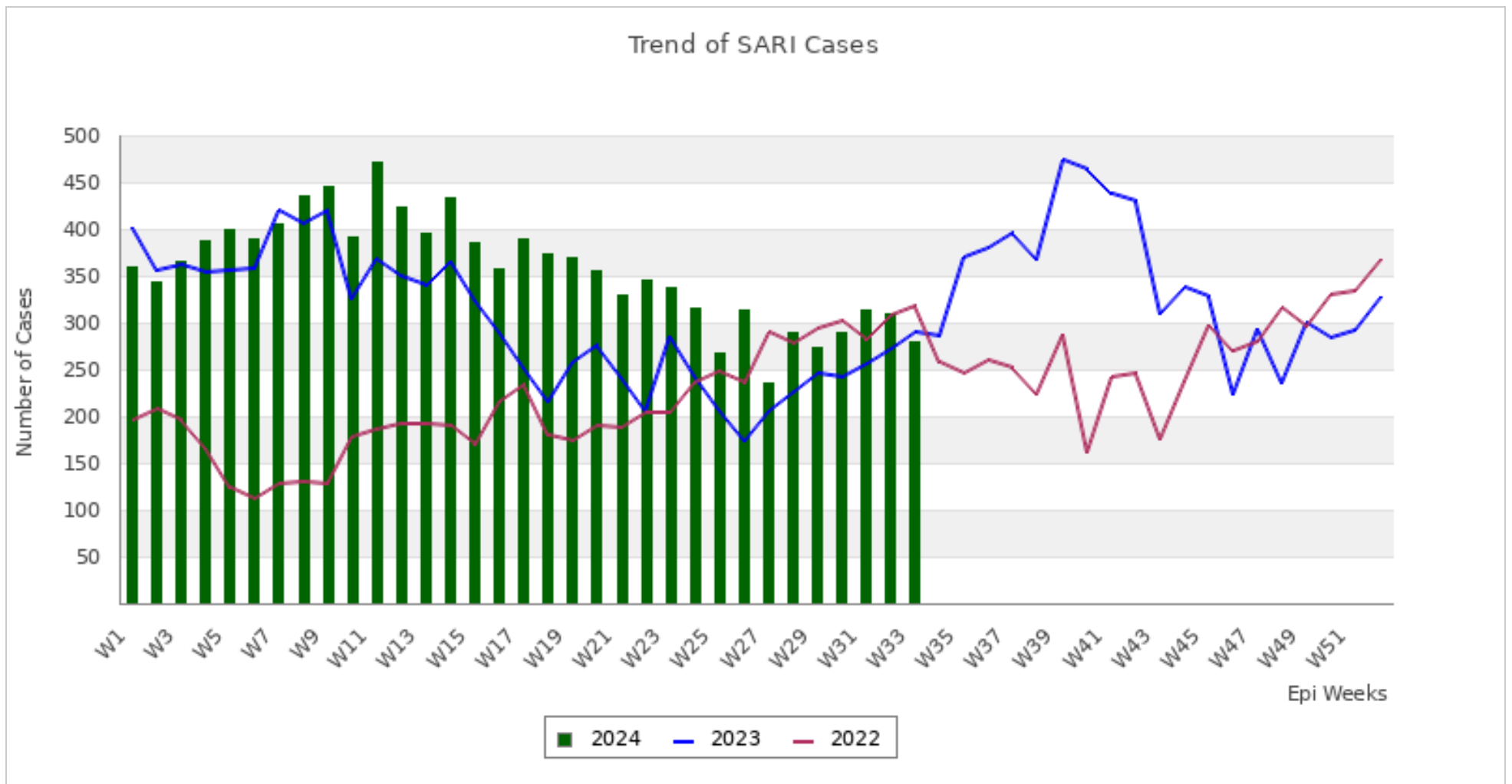


This bulletin includes data since January 2022 till date, including comparison of the same period last two year. Since, May 2019, 36 new sentinel sites (including public hospitals, private hospitals, and medical colleges) were added and was gradually oriented and started reporting, thus increasing the number of reporting sites. The current number of sentinel sites is 118.

Trend of Outbreak Prone Diseases/Syndromes

Trend of AGE Cases





Comparative Analysis by Disease/Syndrome (Week 33, 2024)

| Disease | Week 32, 2024 (Previous Week) | Week 33, 2024 (This Week) | Change in No. of Cases | Week 33, 2023 (Last Year Same Week) |
|--------------------|----------------------------------|------------------------------|--|--|
| AGE | 628 | 551 | -77 ■ | 388 |
| SARI | 309 | 280 | -29 ■ | 289 |
| Cholera | 27 | 21 | -6 ■ | 1 |
| Malaria Vivax | 2 | 3 | 1 ■ | 3 |
| Malaria Falciparum | 0 | 0 | 0 ■ | 1 |
| Dengue | 458 | 721 | 263 ■ | 1290 |

| | | | | | |
|-------------------------------|-----|-----|-----|---|-----|
| Kala azar | 6 | 6 | 0 | ■ | 3 |
| Scrub Typhus | 261 | 374 | 113 | ■ | 243 |
| Enteric Fever | 106 | 135 | 29 | ■ | 188 |
| Influenza Like Illness | 98 | 136 | 38 | ■ | 105 |

■ Increase in number of cases

■ Decrease in number of cases

■ No change in number of cases

Summary Observation

Most of the **AGE** cases were reported from KATHMANDU (64 cases), LALITPUR (38 cases), BHAKTAPUR (26 cases), PARSA (25 cases) and RUPANDEHI (23 cases).

Most of the **SARI** cases were reported from KATHMANDU (19 cases), KAILALI (18 cases), BAITADI (18 cases), RUPANDEHI (15 cases) and BAJURA (13 cases).

Most of the **Dengue** cases were reported from KASKI (135 cases), TANAHU (120 cases), PARBAT (88 cases), KATHMANDU (50 cases) and CHITAWAN (25 cases).

Most of the **Malaria Vivax** cases were reported from KAILALI (1 case), ACHHAM (1 case) and NAWALPARASI WEST (1 case).

Most of the **Kala azar** cases were reported from SAPTARI (2 cases), SURKHET (1 case), ROLPA (1 case), KAVREPALANCHOK (1 case) and OKHALDHUNGA (1 case).

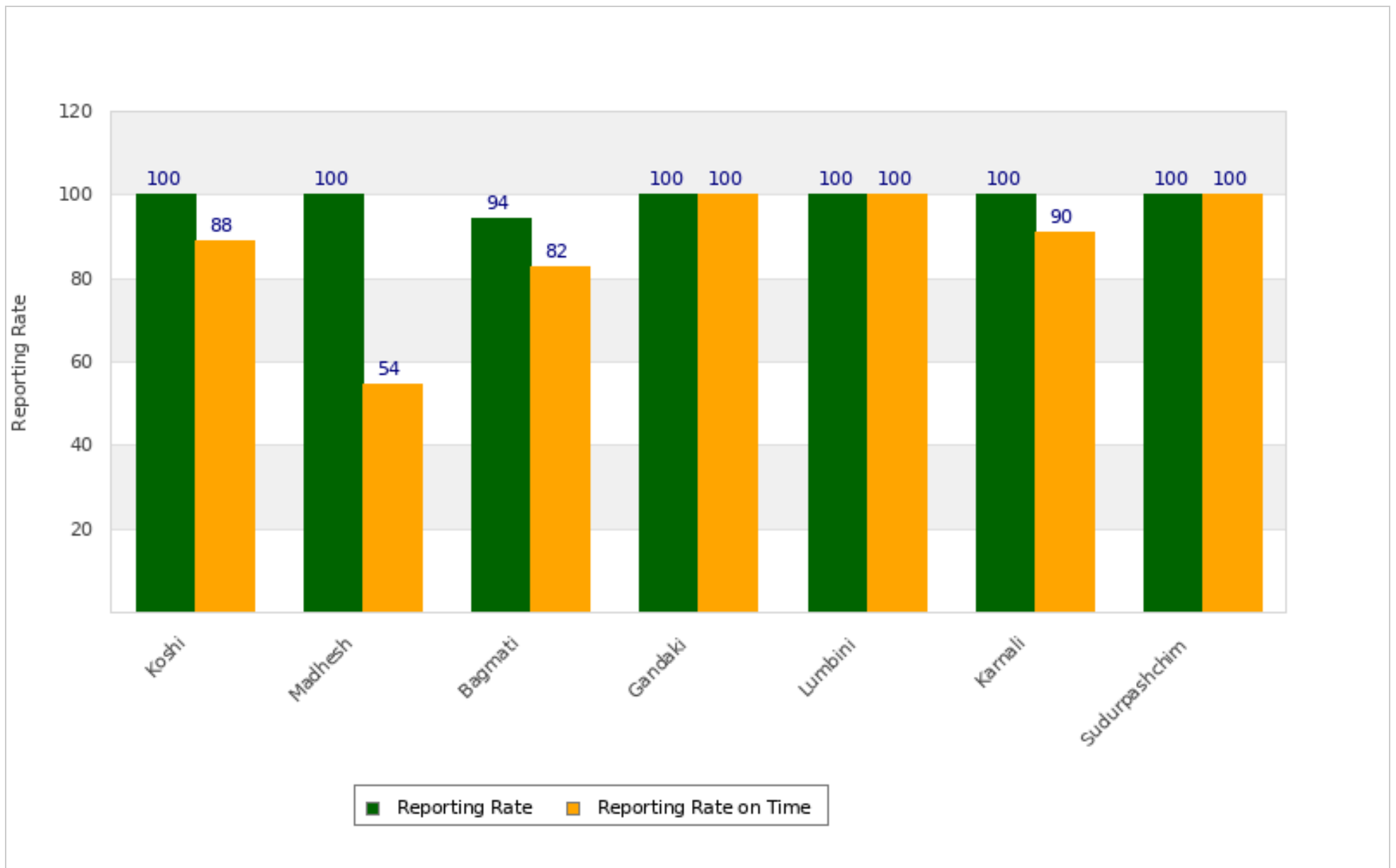
Most of the **Cholera** cases were reported from BANKE (7 cases), KATHMANDU (7 cases), LALITPUR (2 cases), (2 cases) and BARDIYA (1 case).

Most of the **Scrub Typhus** cases were reported from BHOJPUR (28 cases), ACHHAM (27 cases), SYANGJA (25 cases), KAILALI (20 cases) and PYUTHAN (16 cases).

Most of the **Enteric Fever** cases were reported from PARSA (19 cases), MAHOTTARI (9 cases), JHAPA (8 cases), RUPANDEHI (7 cases) and SARLAHI (6 cases).

Most of the **Influenza Like Illness** cases were reported from BAITADI (38 cases), ACHHAM (25 cases), SINDHUPALCHOK (17 cases), RUKUM WEST (14 cases) and BAJURA (12 cases).

Province Reporting Status (Week 33, 2024)



Acknowledgement: The Epidemiology and Disease Control Division (EDCD) highly acknowledges the contribution from all the sentinel sites, medical recorders, EWARS focal persons, rapid response team members and technical support from WHO and GIZ for preparation of this bulletin.

Note: This bulletin is also available at the EDCD website. Other information can also be accessed at the website www.edcd.gov.np. If you have difficulty reading this bulletin, you can access it [online](#).