

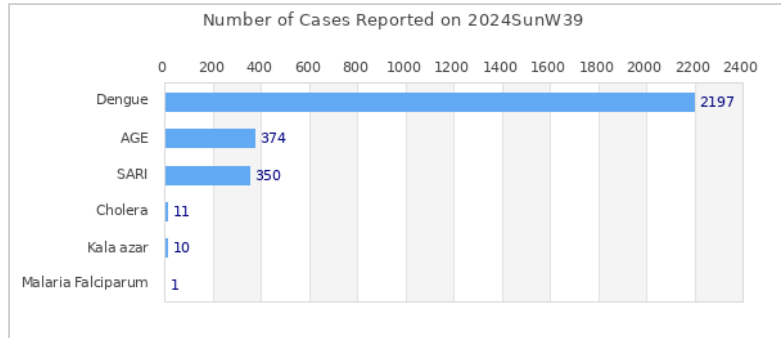


## Highlights

Among the reported diseases, **Dengue** is the leading cause of morbidity in Week 39 with **2197** reported cases.

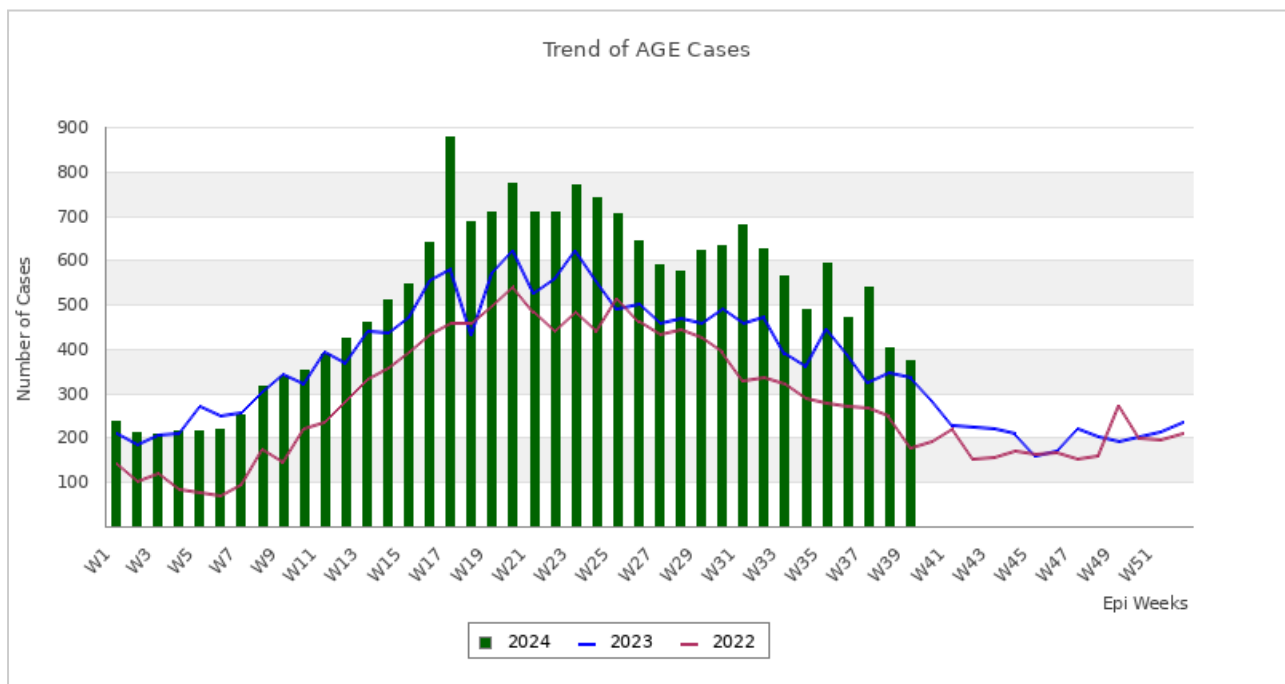
Overall reporting rate of Week 39 is **94.0%** with 110 out of 117 sentinel sites reporting to EWARS.

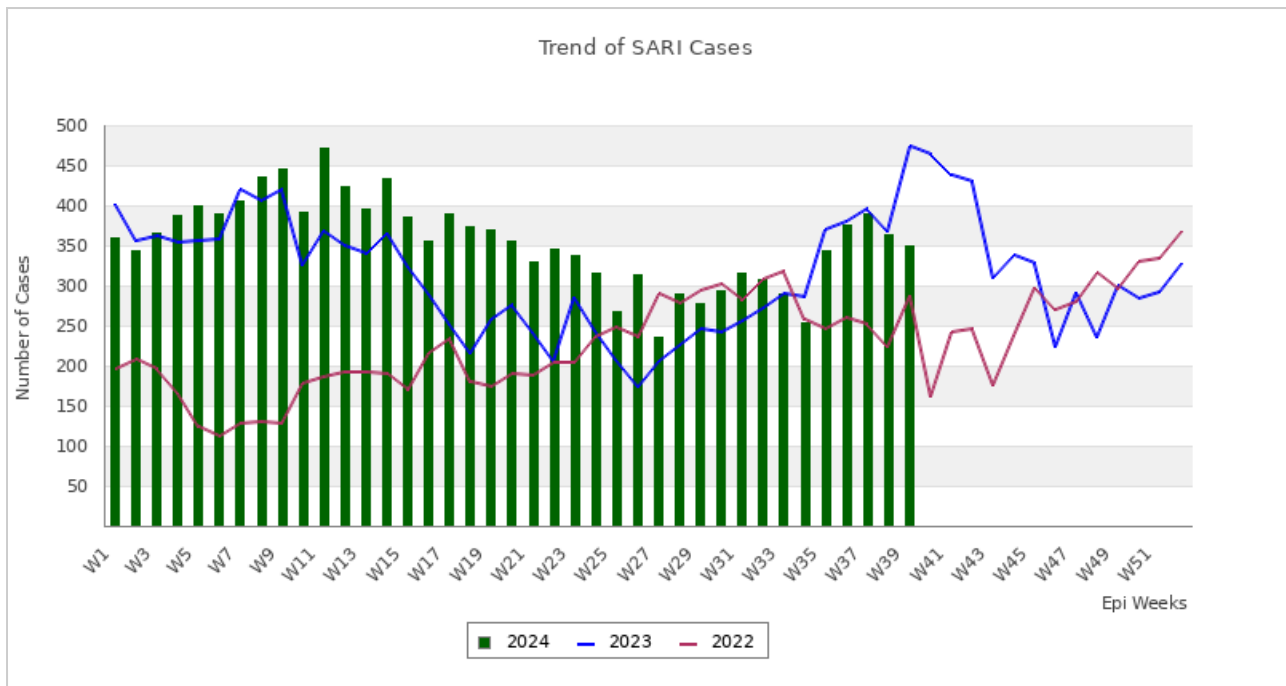
1003593 cases of Corona Virus disease (COVID-19) have been confirmed in Nepal, of which 991553 cases have been recovered so far.



This bulletin includes data since January 2022 till date, including comparison of the same period last two year. Since, May 2019, 36 new sentinel sites (including public hospitals, private hospitals, and medical colleges) were added and was gradually oriented and started reporting, thus increasing the number of reporting sites. The current number of sentinel sites is 118.

## Trend of Outbreak Prone Diseases/Syndromes





### Comparative Analysis by Disease/Syndrome (Week 39, 2024)

Disease	Week 38, 2024 (Previous Week)	Week 39, 2024 (This Week)	Change in No. of Cases	Week 39, 2023 (Last Year Same Week)
<b>AGE</b>	403	374	-29 <span style="color: green;">■</span>	333
<b>SARI</b>	364	350	-14 <span style="color: green;">■</span>	473
<b>Cholera</b>	11	11	0 <span style="color: gray;">■</span>	1
<b>Malaria Vivax</b>	3	0	-3 <span style="color: green;">■</span>	1
<b>Malaria Falciparum</b>	0	1	1 <span style="color: red;">■</span>	0
<b>Dengue</b>	2332	2197	-135 <span style="color: green;">■</span>	1693
<b>Kala azar</b>	6	10	4 <span style="color: red;">■</span>	2
<b>Scrub Typhus</b>	519	563	44 <span style="color: red;">■</span>	366
<b>Enteric Fever</b>	140	141	1 <span style="color: red;">■</span>	114
<b>Influenza Like Illness</b>	175	221	46 <span style="color: red;">■</span>	157

■ Increase in number of cases   
■ Decrease in number of cases   
■ No change in number of cases

### Summary Observation

Most of the **AGE** cases were reported from KATHMANDU (36 cases), BANKE (23 cases), LALITPUR (21 cases), PARSA (21 cases) and KAILALI (19 cases).

Most of the **SARI** cases were reported from KATHMANDU (35 cases), SUNSARI (21 cases), MORANG (20 cases), MAKWANPUR (18 cases) and BAJURA (16 cases).

Most of the **Dengue** cases were reported from KATHMANDU (457 cases), KASKI (425 cases), PARBAT (157 cases), LALITPUR (130 cases) and GORKHA (93 cases).

**Malaria Falciparum** case(s) were reported from ACHHAM (1 case).

Most of the **Kala azar** cases were reported from RAUTAHAT (3 cases), PALPA (2 cases), KAILALI (1 case), BAITADI (1 case) and KATHMANDU (1 case).

Most of the **Cholera** cases were reported from KATHMANDU (7 cases), PALPA (2 cases), RUPANDEHI (1 case) and RAUTAHAT (1 case).

Most of the **Scrub Typhus** cases were reported from KAILALI (51 cases), DANG (48 cases), ACHHAM (47 cases), DOTI (34 cases) and GORKHA (30 cases).

Most of the **Enteric Fever** cases were reported from KATHMANDU (12 cases), JHAPA (12 cases), DANG (10 cases), MAHOTTARI (10 cases) and DARCHULA (8 cases).

Most of the **Influenza Like Illness** cases were reported from ACHHAM (60 cases), BAITADI (34 cases), RUKUM WEST (32 cases), SINDHUPALCHOK (23 cases) and KAILALI (19 cases).

## Province Reporting Status (Week 39, 2024)



**Acknowledgement:** The Epidemiology and Disease Control Division (EDCD) highly acknowledges the contribution from all the sentinel sites, medical recorders, EWARS focal persons, rapid response team members and technical support from WHO and GIZ for preparation of this bulletin.

**Note:** This bulletin is also available at the ED CD website. Other information can also be accessed at the website [www.edcd.gov.np](http://www.edcd.gov.np). If you have difficulty reading this bulletin, you can access it [online](#).