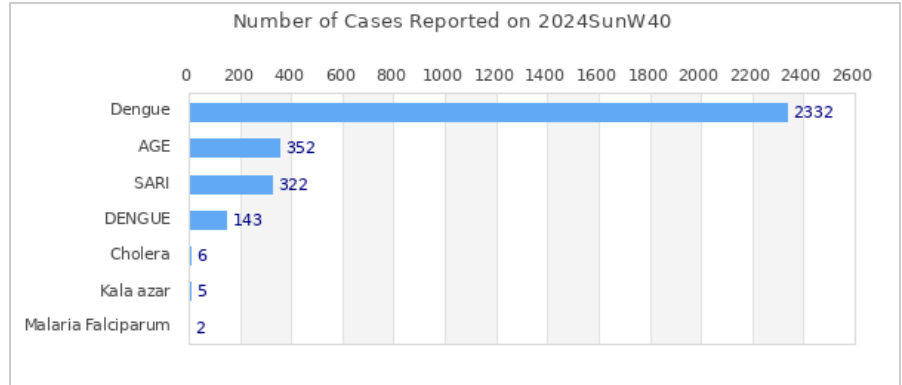




Highlights

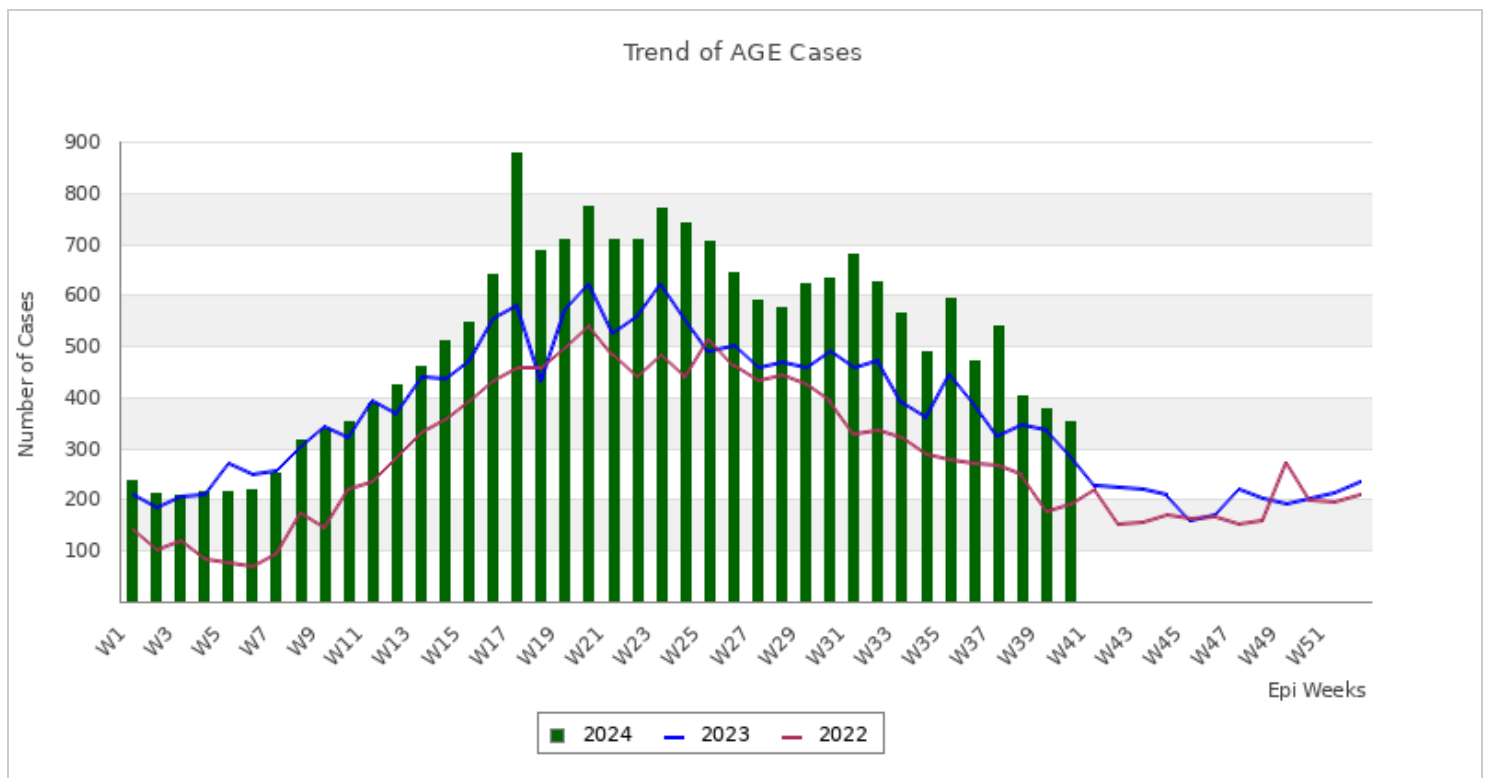
Among the reported diseases, **Dengue** is the leading cause of morbidity in Week 40 with **2332** reported cases.

Overall reporting rate of Week 40 is **94.0%** with 110 out of 117 sentinel sites reporting to EWARS.

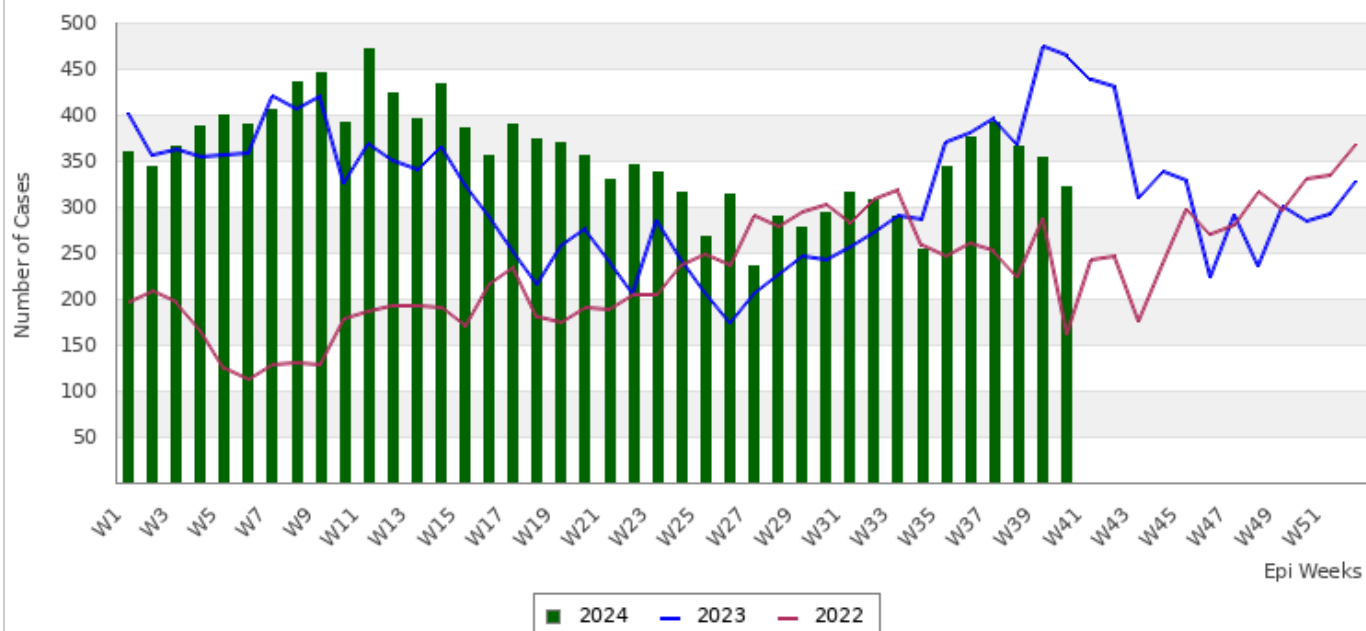


This bulletin includes data since January 2022 till date, including comparison of the same period last two year. Since, May 2019, 36 new sentinel sites (including public hospitals, private hospitals, and medical colleges) were added and was gradually oriented and started reporting, thus the number of reporting sites are increasing. The current number of sentinel sites is 117.

Trend of Outbreak Prone Diseases/Syndromes



Trend of SARI Cases



Comparative Analysis by Disease/Syndrome (Week 40, 2024)

Disease	Week 39, 2024 (Previous Week)	Week 40, 2024 (This Week)	Change in No. of Cases	Week 40, 2023 (Last Year Same Week)
AGE	377	352	-25 ■	286
SARI	354	322	-32 ■	463
Cholera	11	6	-5 ■	1
Malaria Vivax	0	0	0 ■	5
Malaria Falciparum	1	2	1 ■	0
Dengue	2201	2332	131 ■	1860
Kala azar	10	5	-5 ■	4
Scrub Typhus	564	513	-51 ■	355
Enteric Fever	141	109	-32 ■	113
Influenza Like Illness	222	153	-69 ■	147

■ Increase in number of cases
 ■ Decrease in number of cases
 ■ No change in number of cases

Summary Observation

Most of the **AGE** cases were reported from KATHMANDU (32 cases), PARSA (30 cases), RUKUM WEST (26 cases), MAKWANPUR (19 cases) and MYAGDI (17 cases).

Most of the **SARI** cases were reported from KATHMANDU (29 cases), SUNSARI (29 cases), KAILALI (18 cases), KASKI (18 cases) and MORANG (15 cases).

Most of the **Dengue** cases were reported from KATHMANDU (502 cases), KASKI (397 cases), TANAHU (226 cases), LALITPUR (157 cases) and PARBAT (156 cases).

Malaria Falciparum case(s) were reported from RUPANDEHI (1 case) and SYANGJA (1 case).

Most of the **Kala azar** cases were reported from RUKUM WEST (2 cases), BAJURA (1 case), DANG (1 case) and NAWALPARASI EAST (1 case).

Most of the **Cholera** cases were reported from KATHMANDU (3 cases), DOLAKHA (2 cases) and PALPA (1 case).

Most of the **Scrub Typhus** cases were reported from TANAHU (67 cases), DANG (44 cases), KAILALI (42 cases), ACHHAM (38 cases) and ROLPA (21 cases).

Most of the **Enteric Fever** cases were reported from DARCHULA (11 cases), RUKUM WEST (10 cases), KATHMANDU (7 cases), BARA (7 cases) and JHAPA (5 cases).

Most of the **Influenza Like Illness** cases were reported from ACHHAM (48 cases), BAITADI (24 cases), BAJURA (17 cases), RUKUM WEST (15 cases) and KAILALI (13 cases).

Province Reporting Status (Week 40, 2024)



Acknowledgement: The Epidemiology and Disease Control Division (EDCD) highly acknowledges the contribution from all the sentinel sites, medical recorders, EWARS focal persons, rapid response team members and technical support from WHO and GIZ for preparation of this bulletin.

Note: This bulletin is also available at the EDCCD website. Other information can also be accessed at the website www.edcd.gov.np. If you have difficulty reading this bulletin, you can access it [online](#).