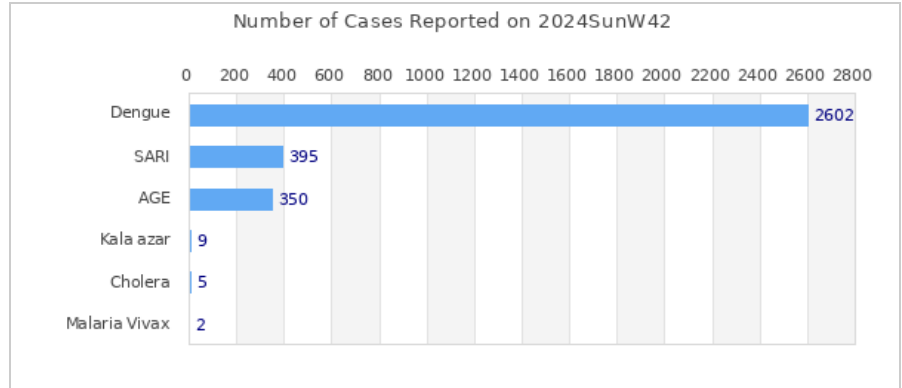




## Highlights

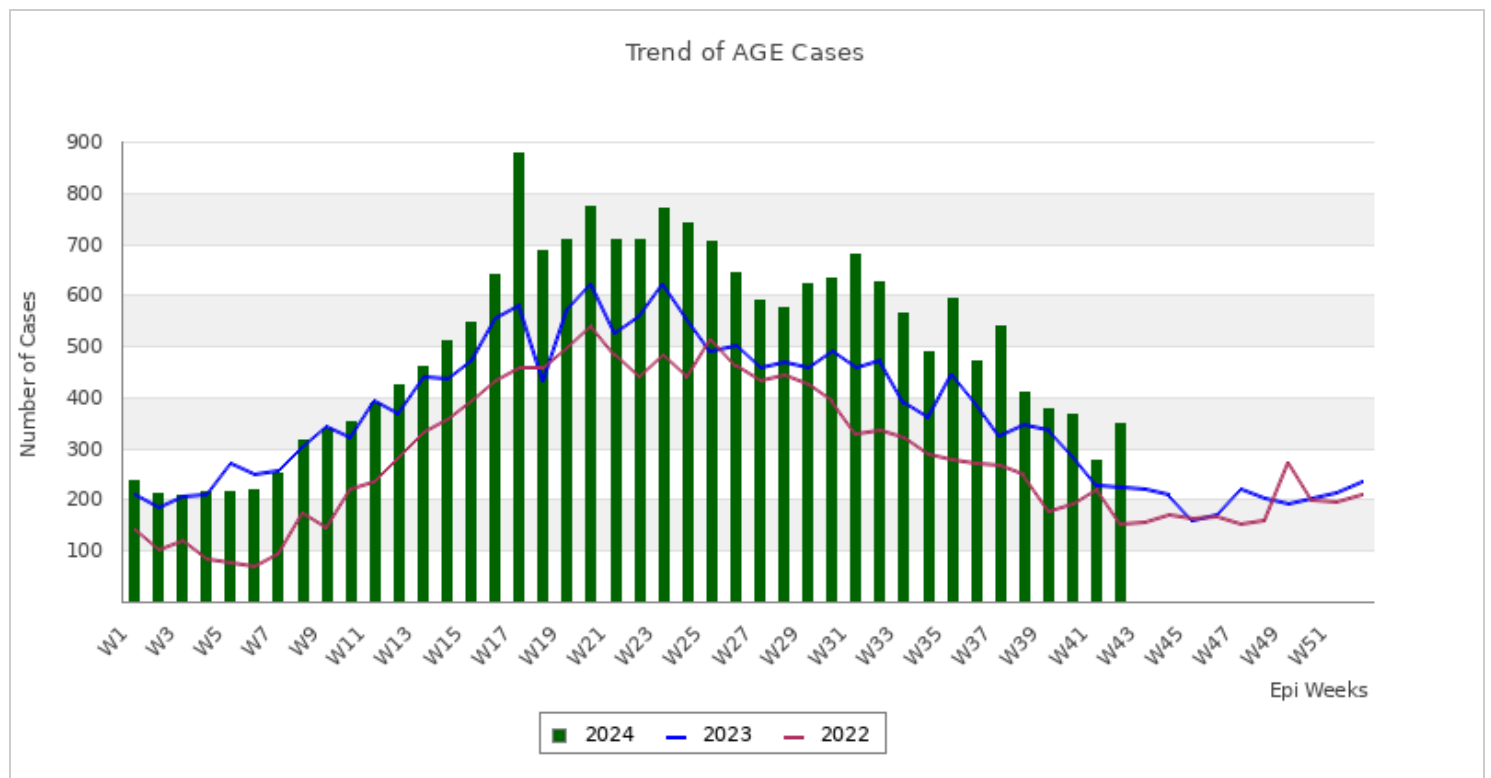
Among the reported diseases, **Dengue** is the leading cause of morbidity in Week 42 with **2602** reported cases.

Overall reporting rate of Week 42 is **97.4%** with 114 out of 117 sentinel sites reporting to EWARS.

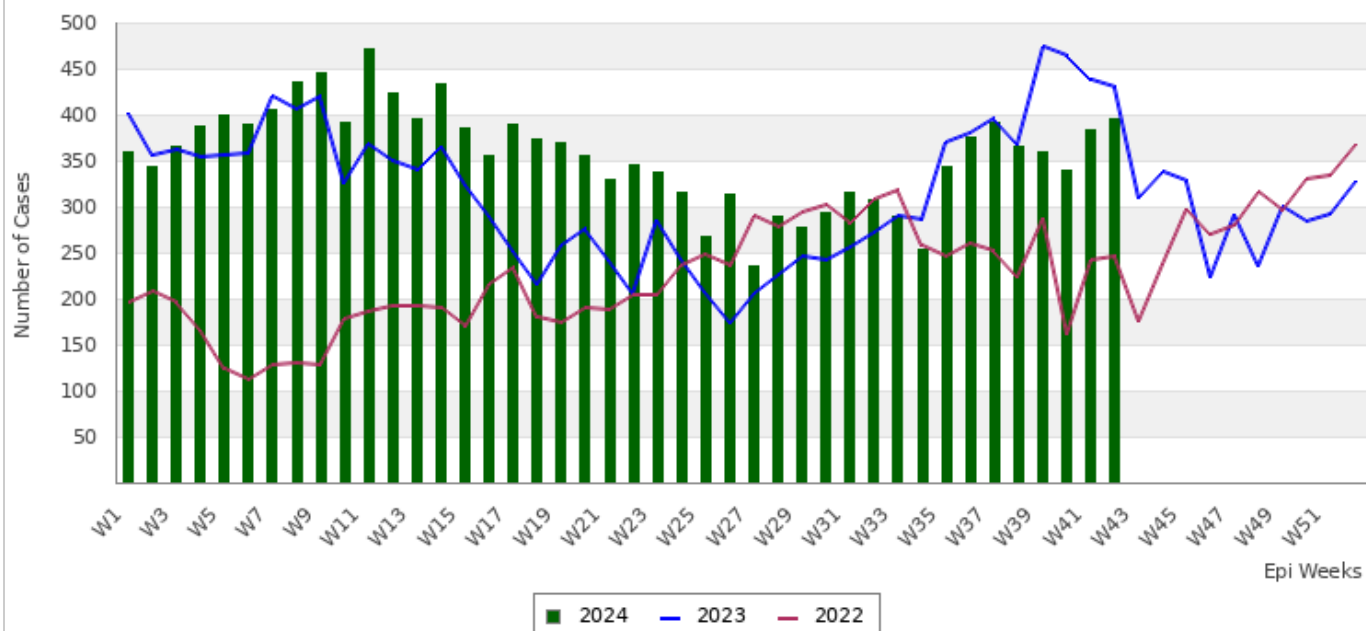


This bulletin includes data since January 2022 till date, including comparison of the same period last two year. Since, May 2019, 36 new sentinel sites (including public hospitals, private hospitals, and medical colleges) were added and was gradually oriented and started reporting, thus the number of reporting sites are increasing. The current number of sentinel sites is 117.

## Trend of Outbreak Prone Diseases/Syndromes



Trend of SARI Cases



### Comparative Analysis by Disease/Syndrome (Week 42, 2024)

Disease	Week 41, 2024 (Previous Week)	Week 42, 2024 (This Week)	Change in No. of Cases	Week 42, 2023 (Last Year Same Week)
AGE	276	350	74 <span style="color: red;">■</span>	223
SARI	384	395	11 <span style="color: red;">■</span>	430
Cholera	6	5	-1 <span style="color: green;">■</span>	0
Malaria Vivax	2	2	0 <span style="color: gray;">■</span>	1
Malaria Falciparum	0	0	0 <span style="color: gray;">■</span>	0
Dengue	2299	2602	303 <span style="color: red;">■</span>	1593
Kala azar	4	9	5 <span style="color: red;">■</span>	4
Scrub Typhus	363	404	41 <span style="color: red;">■</span>	186
Enteric Fever	112	123	11 <span style="color: red;">■</span>	99
Influenza Like Illness	90	121	31 <span style="color: red;">■</span>	101

■ Increase in number of cases     
 ■ Decrease in number of cases     
 ■ No change in number of cases

### Summary Observation

Most of the **AGE** cases were reported from KATHMANDU (29 cases), PARSA (22 cases), BARA (19 cases), KAILALI (16 cases) and DAILEKH (13 cases).

Most of the **SARI** cases were reported from KATHMANDU (41 cases), JUMLA (25 cases), MORANG (23 cases), KAILALI (19 cases) and KASKI (18 cases).

Most of the **Dengue** cases were reported from KATHMANDU (578 cases), KASKI (233 cases), BAGLUNG (225 cases), BHAKTAPUR (188 cases) and TANAHU (174 cases).

**Malaria Vivax** case(s) were reported from ACHHAM (1 case) and BAJURA (1 case).

Most of the **Kala azar** cases were reported from KALIKOT (2 cases), RAMECHHAP (1 case), NUWAKOT (1 case), MAHOTTARI (1 case) and DHANUSA (1 case).

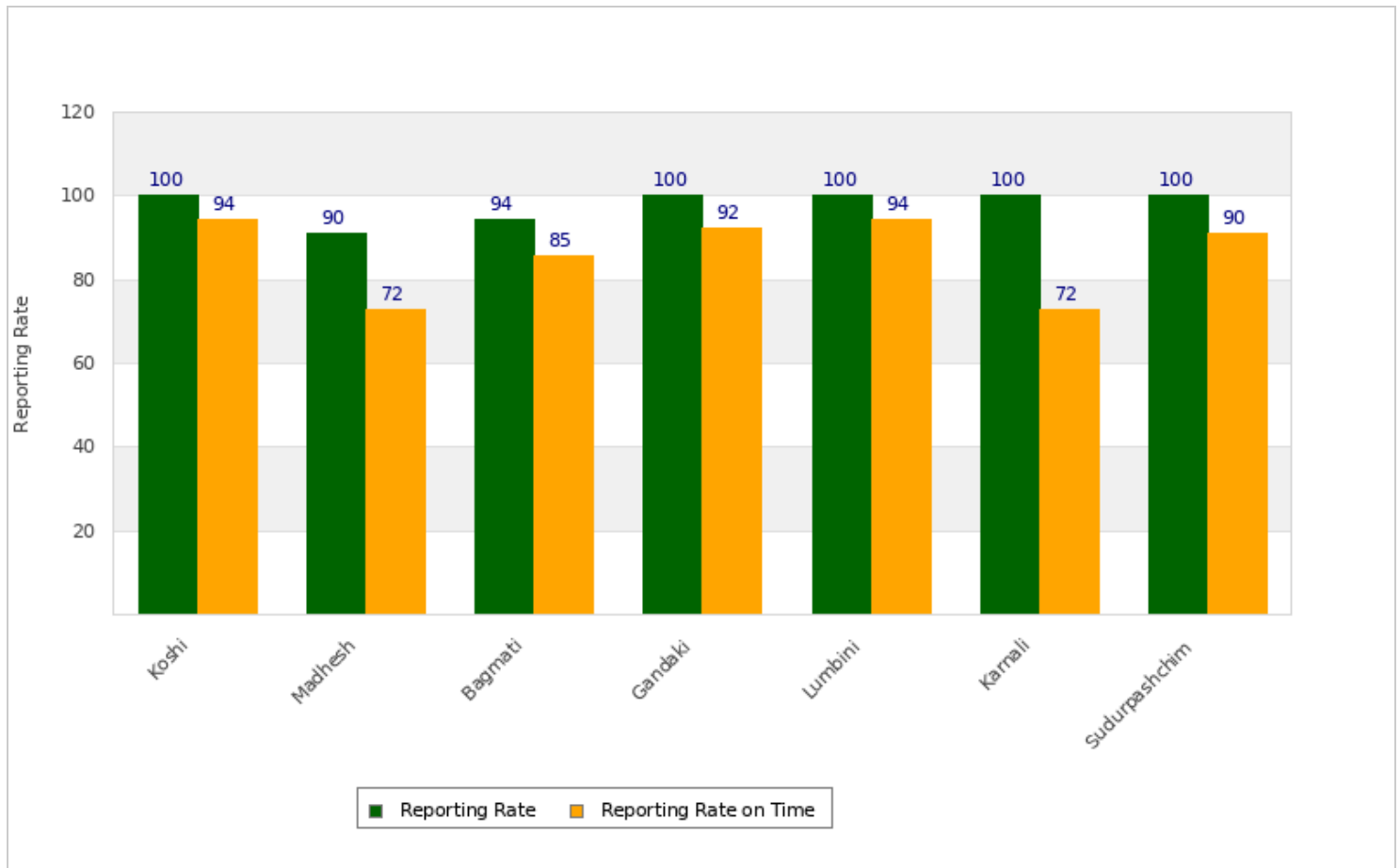
Most of the **Cholera** cases were reported from PALPA (3 cases), BANKE (1 case) and KAVREPALANCHOK (1 case).

Most of the **Scrub Typhus** cases were reported from BARDIYA (28 cases), DANG (27 cases), CHITAWAN (27 cases), DHADING (22 cases) and GORKHA (21 cases).

Most of the **Enteric Fever** cases were reported from OKHALDHUNGA (13 cases), JHAPA (10 cases), KATHMANDU (7 cases), BARA (7 cases) and SARLAHI (7 cases).

Most of the **Influenza Like Illness** cases were reported from ACHHAM (37 cases), BAITADI (24 cases), KAILALI (14 cases), BAJURA (11 cases) and BHAKTAPUR (7 cases).

## Province Reporting Status (Week 42, 2024)



**Acknowledgement:** The Epidemiology and Disease Control Division (EDCD) highly acknowledges the contribution from all the sentinel sites, medical recorders, EWARS focal persons, rapid response team members and technical support from WHO and GIZ for preparation of this bulletin.

**Note:** This bulletin is also available at the EDCCD website. Other information can also be accessed at the website [www.edcd.gov.np](http://www.edcd.gov.np). If you have difficulty reading this bulletin, you can access it [online](#).