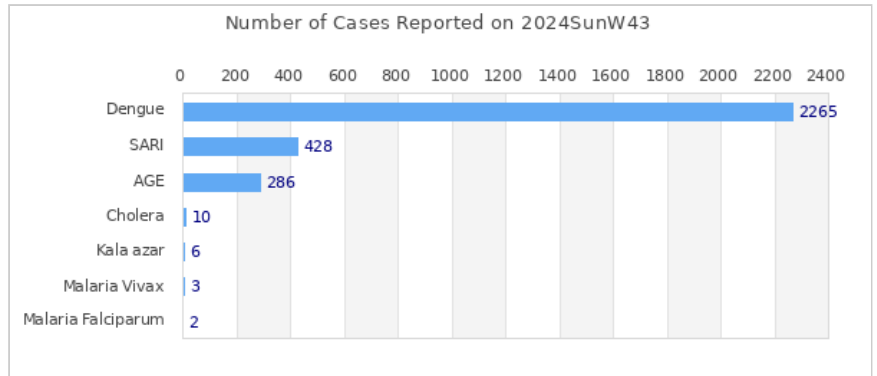




## Highlights

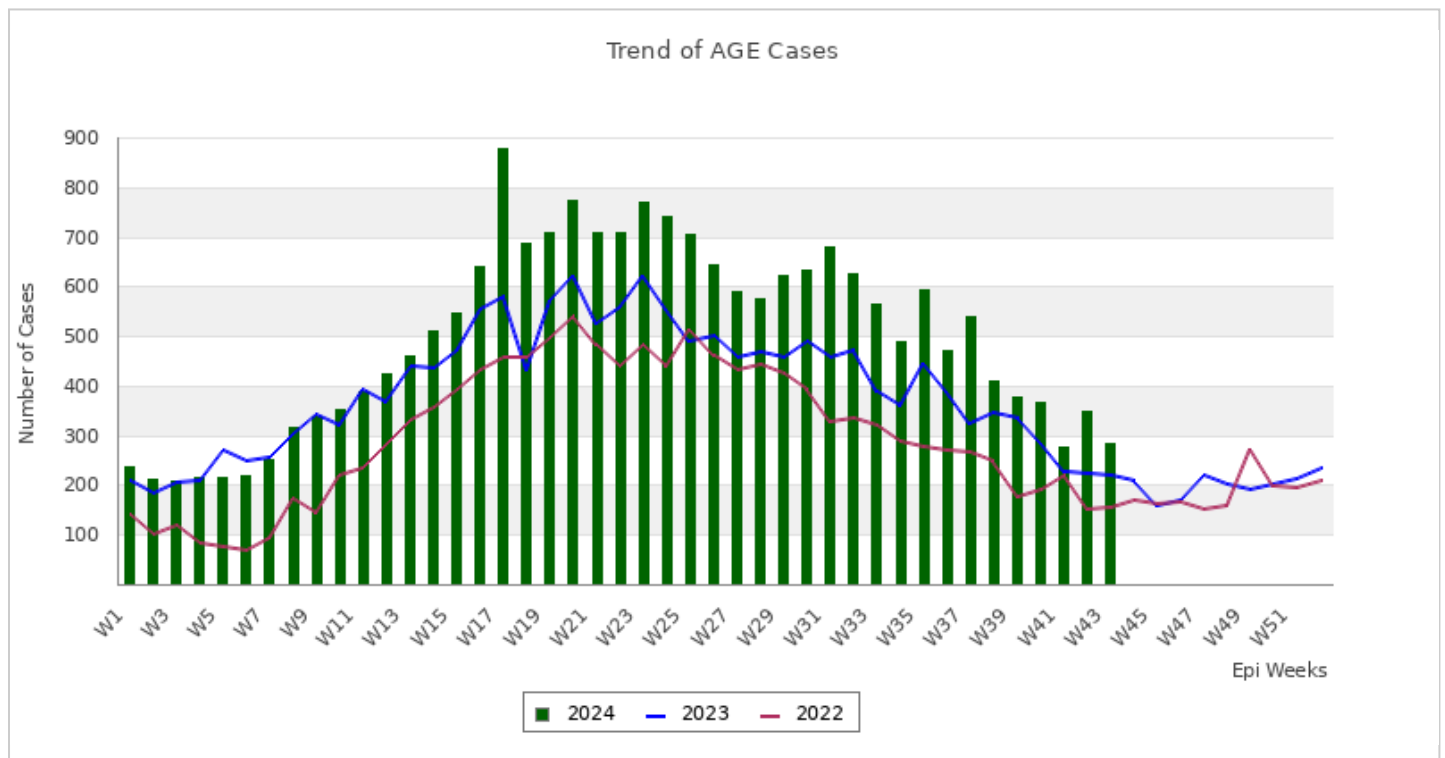
Among the reported diseases, **Dengue** is the leading cause of morbidity in Week 43 with **2265** reported cases.

Overall reporting rate of Week 43 is **95.7%** with 112 out of 117 sentinel sites reporting to EWARS.

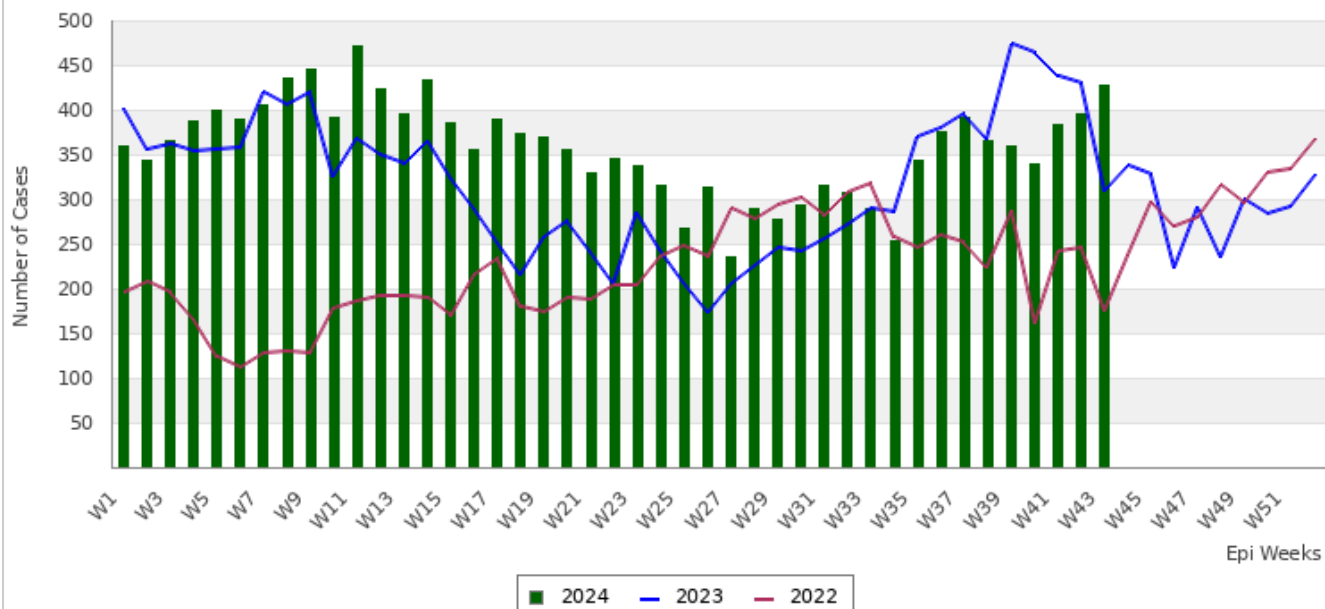


This bulletin includes data since January 2022 till date, including comparison of the same period last two year. Since, May 2019, 36 new sentinel sites (including public hospitals, private hospitals, and medical colleges) were added and was gradually oriented and started reporting, thus the number of reporting sites are increasing. The current number of sentinel sites is 117.

## Trend of Outbreak Prone Diseases/Syndromes



Trend of SARI Cases



## Comparative Analysis by Disease/Syndrome (Week 43, 2024)

Disease	Week 42, 2024 (Previous Week)	Week 43, 2024 (This Week)	Change in No. of Cases	Week 43, 2023 (Last Year Same Week)
<b>AGE</b>	350	286	-64 <span style="color: green;">■</span>	218
<b>SARI</b>	395	428	33 <span style="color: red;">■</span>	310
<b>Cholera</b>	5	10	5 <span style="color: red;">■</span>	1
<b>Malaria Vivax</b>	2	3	1 <span style="color: red;">■</span>	1
<b>Malaria Falciparum</b>	0	2	2 <span style="color: red;">■</span>	2
<b>Dengue</b>	2605	2265	-340 <span style="color: green;">■</span>	1026
<b>Kala azar</b>	9	6	-3 <span style="color: green;">■</span>	1
<b>Scrub Typhus</b>	404	471	67 <span style="color: red;">■</span>	174
<b>Enteric Fever</b>	123	113	-10 <span style="color: green;">■</span>	119
<b>Influenza Like Illness</b>	121	204	83 <span style="color: red;">■</span>	53

■ Increase in number of cases     
 ■ Decrease in number of cases     
 ■ No change in number of cases

### Summary Observation

Most of the **AGE** cases were reported from KATHMANDU (17 cases), KAILALI (15 cases), PALPA (12 cases), BHAKTAPUR (12 cases) and BAJURA (11 cases).

Most of the **SARI** cases were reported from KATHMANDU (41 cases), SUNSARI (30 cases), MORANG (28 cases), RUPANDEHI (23 cases) and KAILALI (18 cases).

Most of the **Dengue** cases were reported from KATHMANDU (656 cases), KASKI (195 cases), LALITPUR (155 cases), BAGLUNG (144 cases) and BHAKTAPUR (125 cases).

**Malaria Vivax** case(s) were reported from ACHHAM (2 cases) and BANKE (1 case).

**Malaria Falciparum** case(s) were reported from ACHHAM (1 case) and BAGLUNG (1 case).

Most of the **Kala azar** cases were reported from PYUTHAN (2 cases), JAJARKOT (1 case), KASKI (1 case), SINDHULI (1 case) and MAHOTTARI (1 case).

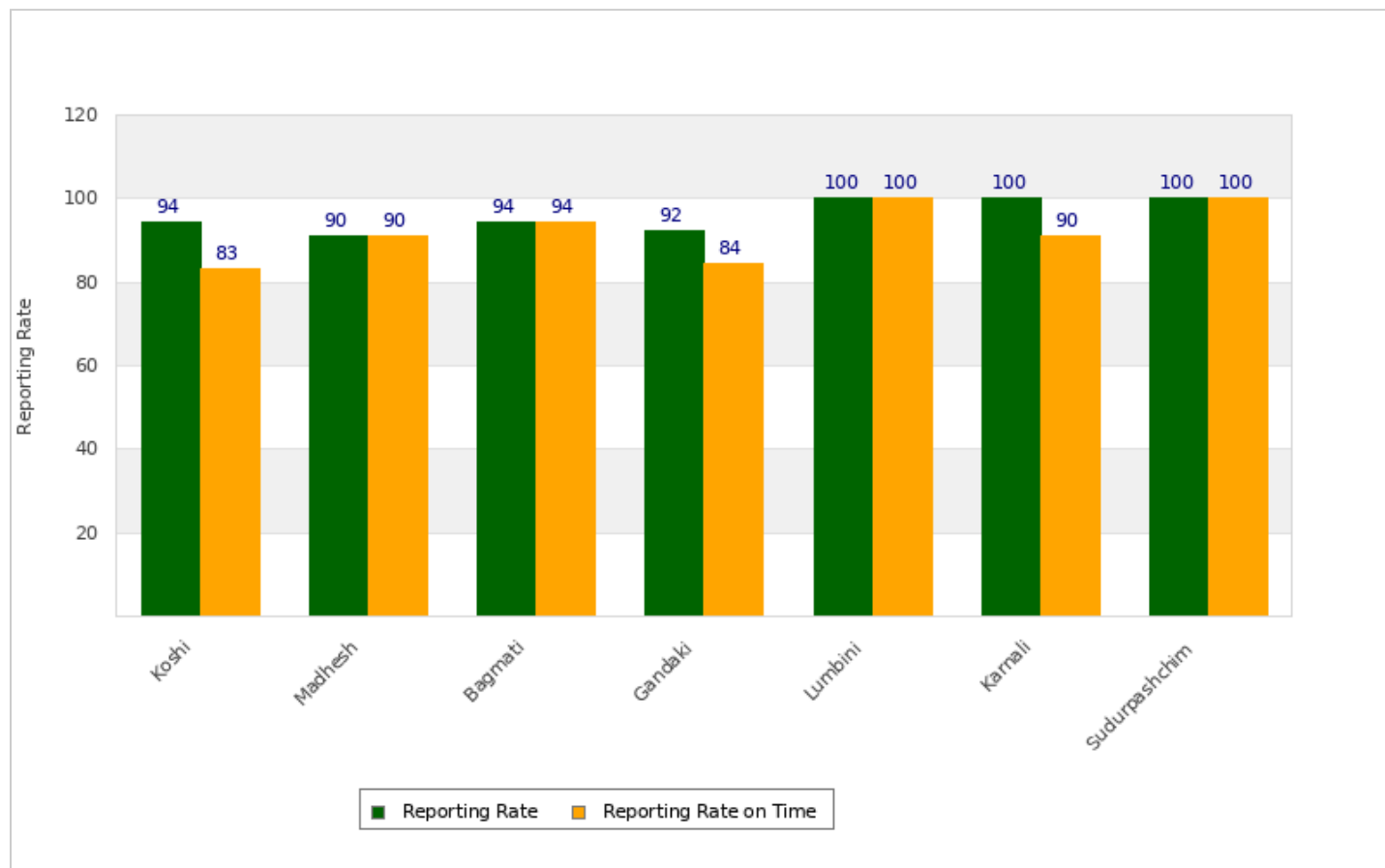
Most of the **Cholera** cases were reported from BHAKTAPUR (5 cases), KATHMANDU (3 cases), PALPA (1 case) and OKHALDHUNGA (1 case).

Most of the **Scrub Typhus** cases were reported from BARDIYA (45 cases), KAILALI (28 cases), ACHHAM (28 cases), DANG (27 cases) and DHADING (21 cases).

Most of the **Enteric Fever** cases were reported from BARDIYA (16 cases), PARSA (10 cases), BARA (9 cases), PALPA (6 cases) and JHAPA (6 cases).

Most of the **Influenza Like Illness** cases were reported from ACHHAM (60 cases), KAILALI (33 cases), BAITADI (22 cases), BAJURA (15 cases) and RUKUM WEST (14 cases).

## Province Reporting Status (Week 43, 2024)



**Acknowledgement:** The Epidemiology and Disease Control Division (EDCD) highly acknowledges the contribution from all the sentinel sites, medical recorders, EWARS focal persons, rapid response team members and technical support from WHO and GIZ for preparation of this bulletin.

**Note:** This bulletin is also available at the EDCCD website. Other information can also be accessed at the website [www.edcd.gov.np](http://www.edcd.gov.np). If you have difficulty reading this bulletin, you can access it [online](#).