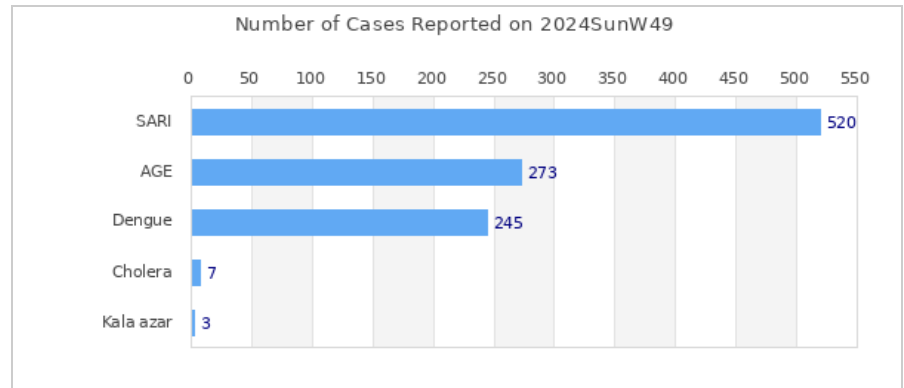




## Highlights

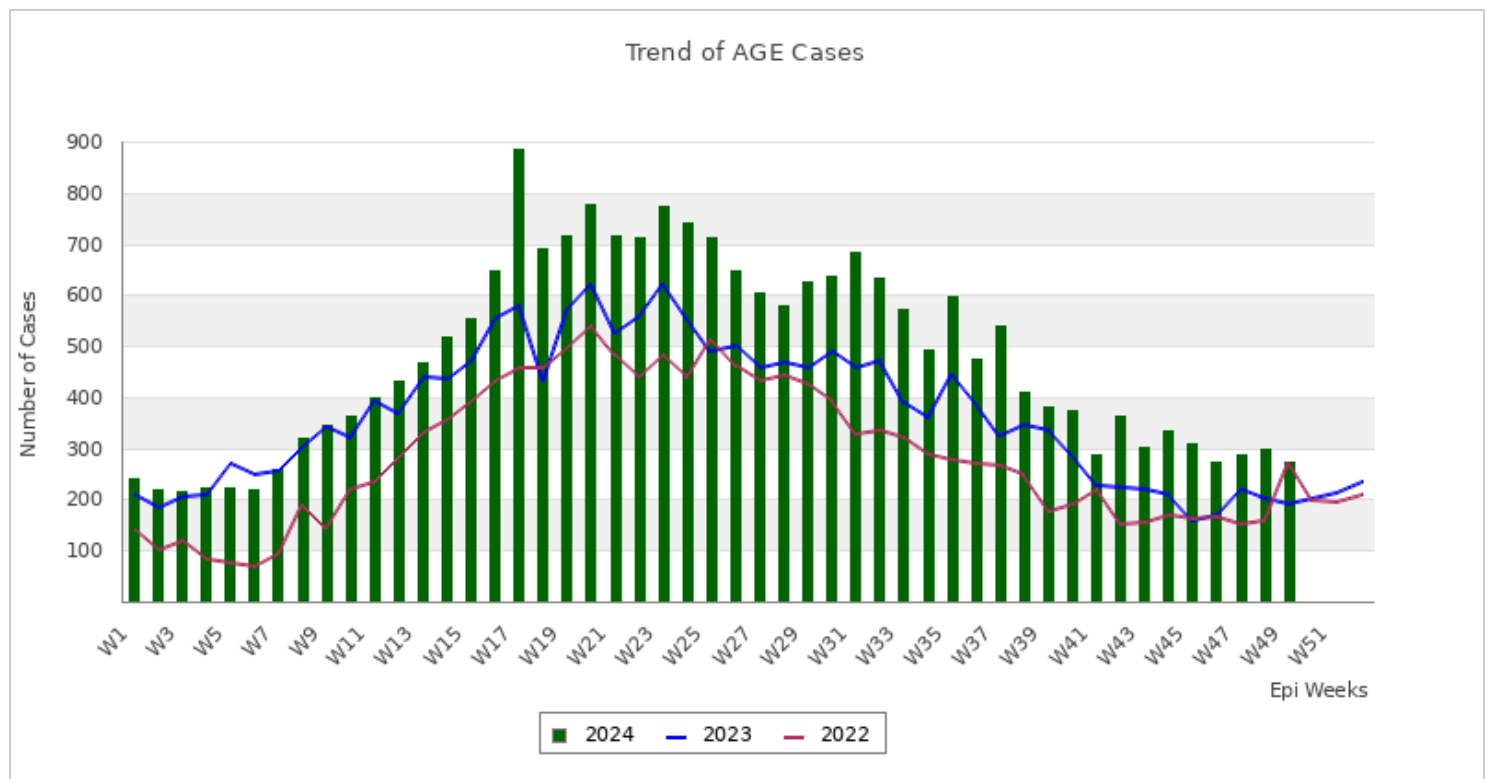
Among the reported diseases, **SARI** is the leading cause of morbidity in Week 49 with **520 (probable/suspect/confirm)** reported cases.

Overall reporting rate of Week 49 is **94.0%** with 126 out of 134 sentinel sites reporting to EWARS.

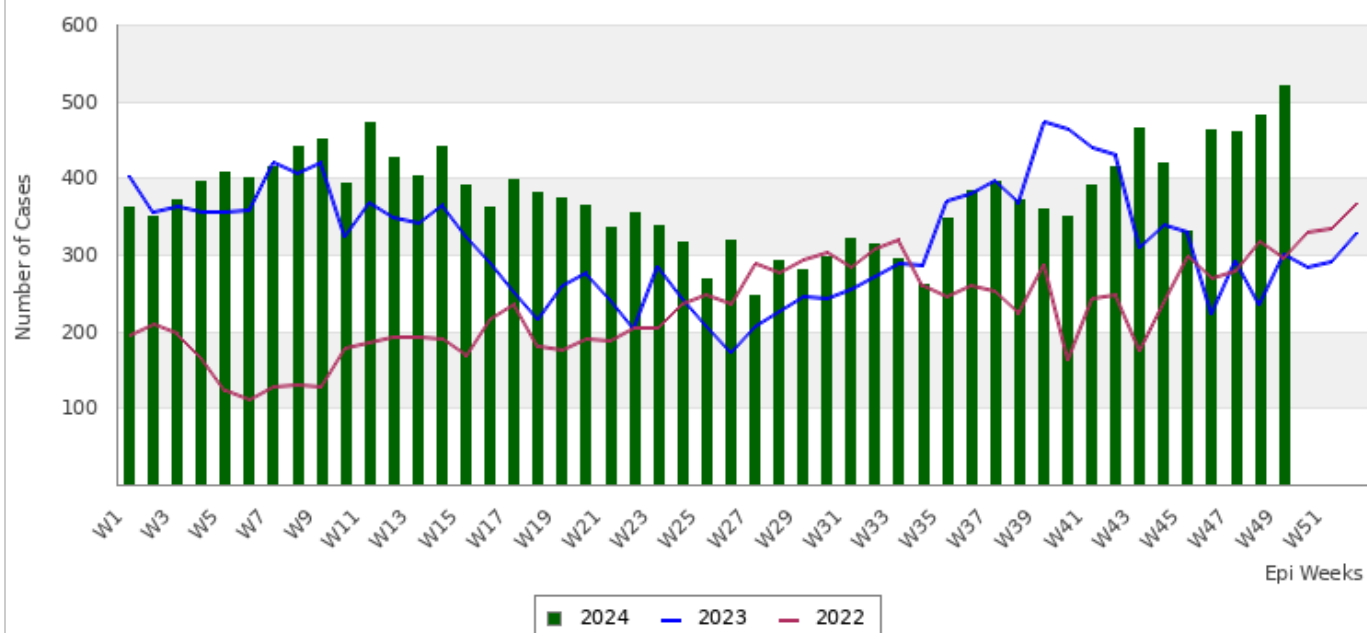


This bulletin includes data since January 2022 till date, including comparison of the same period last two year. In May 2019, 36 new sentinel sites (including public hospitals, private hospitals, and medical colleges) were added and was gradually oriented and started reporting. Recently, in November 2024, 17 reporting sites selected from all the provinces of Nepal were upgraded to sentinel sites, thus the number of sentinel sites are increasing. The current number of sentinel sites is 134.

## Trend of Outbreak Prone Diseases/Syndromes



Trend of SARI Cases



## Comparative Analysis by Disease/Syndrome (Week 49, 2024)

Disease (Probable/Suspect/Confirm)	Week 48, 2024 (Previous Week)	Week 49, 2024 (This Week)	Change in No. of Cases	Week 49, 2023 (Last Year Same Week)
AGE	297	273	-24 <span style="color: green;">■</span>	190
SARI	482	520	38 <span style="color: red;">■</span>	299
Cholera	18	7	-11 <span style="color: green;">■</span>	0
Malaria	6	0	-6 <span style="color: green;">■</span>	0
Dengue	534	245	-289 <span style="color: green;">■</span>	188
Kala azar	3	3	0 <span style="color: black;">■</span>	1
Scrub Typhus	215	120	-95 <span style="color: green;">■</span>	71
Enteric Fever	108	96	-12 <span style="color: green;">■</span>	47
Influenza Like Illness	184	197	13 <span style="color: red;">■</span>	82

■ Increase in number of cases     
 ■ Decrease in number of cases     
 ■ No change in number of cases

### Summary Observation

Most of the **AGE** cases were reported from RUPANDEHI (19 cases), PARSА (18 cases), PALPA (15 cases), KATHMANDU (14 cases) and KAILALI (13 cases).

Most of the **SARI** cases were reported from KATHMANDU (52 cases), KAILALI (51 cases), MORANG (40 cases), SUNSARI (32 cases) and PARSА (22 cases).

Most of the **Cholera** cases were reported from BHAKTAPUR (5 cases), KANCHANPUR (1 case) and ACHHAM (1 case).

Most of the **Dengue** cases were reported from KATHMANDU (46 cases), KASKI (35 cases), BHAKTAPUR (23 cases), TANAHU (9 cases) and LALITPUR (9 cases).

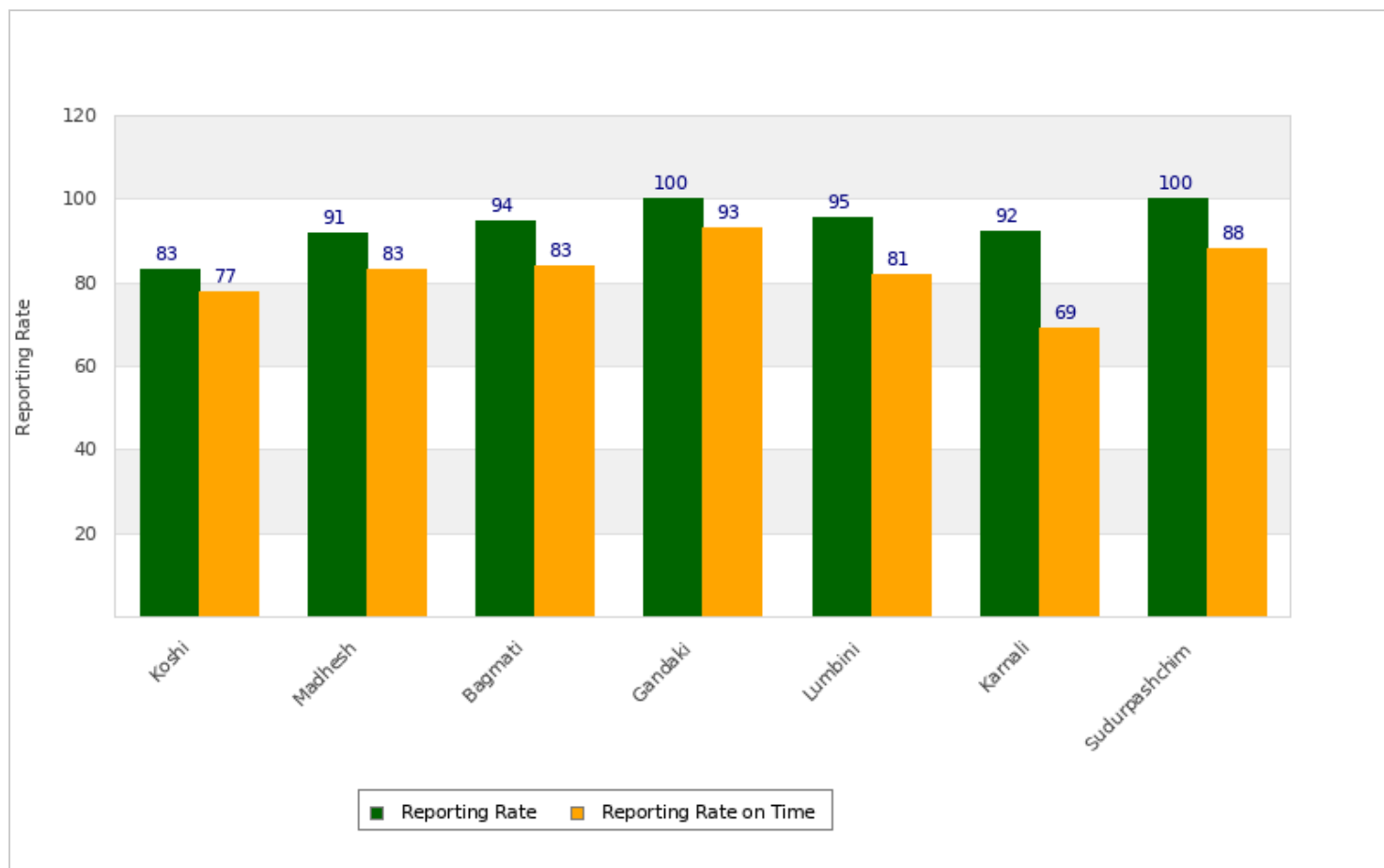
**Kala azar** case(s) were reported from MAHOTTARI (2 cases) and PALPA (1 case).

Most of the **Scrub Typhus** cases were reported from CHITAWAN (14 cases), DANG (10 cases), PARSA (9 cases), LAMJUNG (8 cases) and DOTI (7 cases).

Most of the **Enteric Fever** cases were reported from KAILALI (40 cases), KANCHANPUR (7 cases), PARSA (4 cases), SARLAHI (4 cases) and RUPANDEHI (3 cases).

Most of the **Influenza Like Illness** cases were reported from KAILALI (46 cases), ACHHAM (43 cases), BAITADI (33 cases), RUKUM WEST (26 cases) and KANCHANPUR (9 cases).

## Province Reporting Status (Week 49, 2024)



**Acknowledgement:** The Epidemiology and Disease Control Division (EDCD) highly acknowledges the contribution from all the sentinel sites, medical recorders, EWARS focal persons, rapid response team members and technical support from WHO and GIZ for preparation of this bulletin.

**Note:** This bulletin is also available at the EDCCD website. Other information can also be accessed at the website [www.edcd.gov.np](http://www.edcd.gov.np). If you have difficulty reading this bulletin, you can access it [online](#).