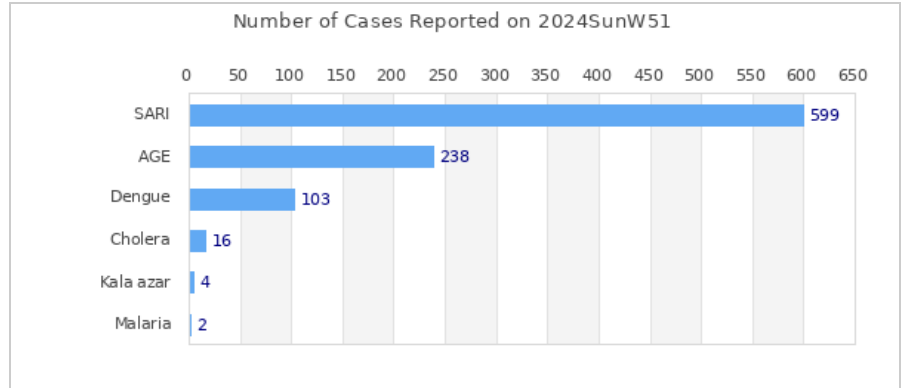




Highlights

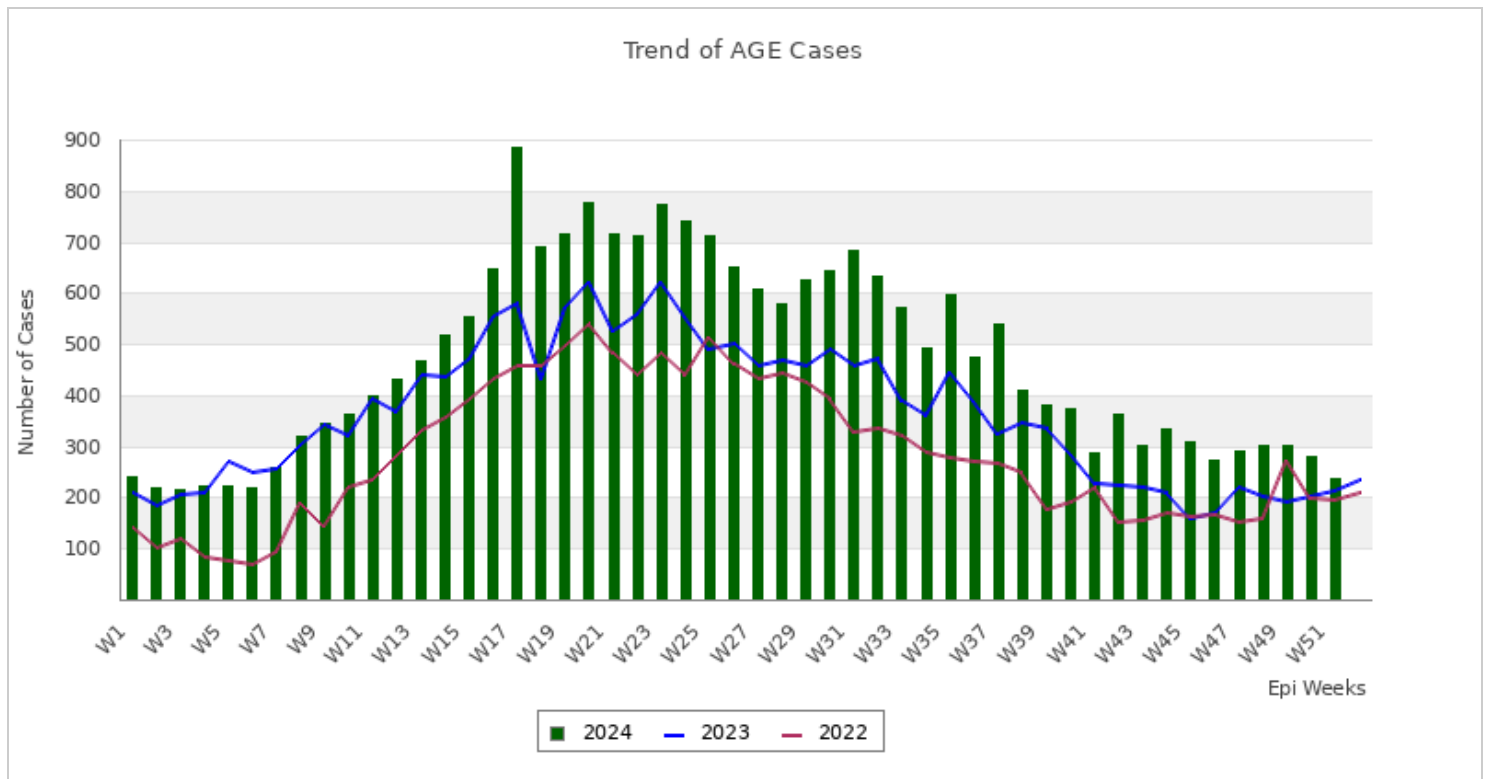
Among the reported diseases, **SARI** is the leading cause of morbidity in Week 51 with **599 (probable/suspect/confirm)** reported cases.

Overall reporting rate of Week 51 is **94.8%** with 127 out of 134 sentinel sites reporting to EWARS.

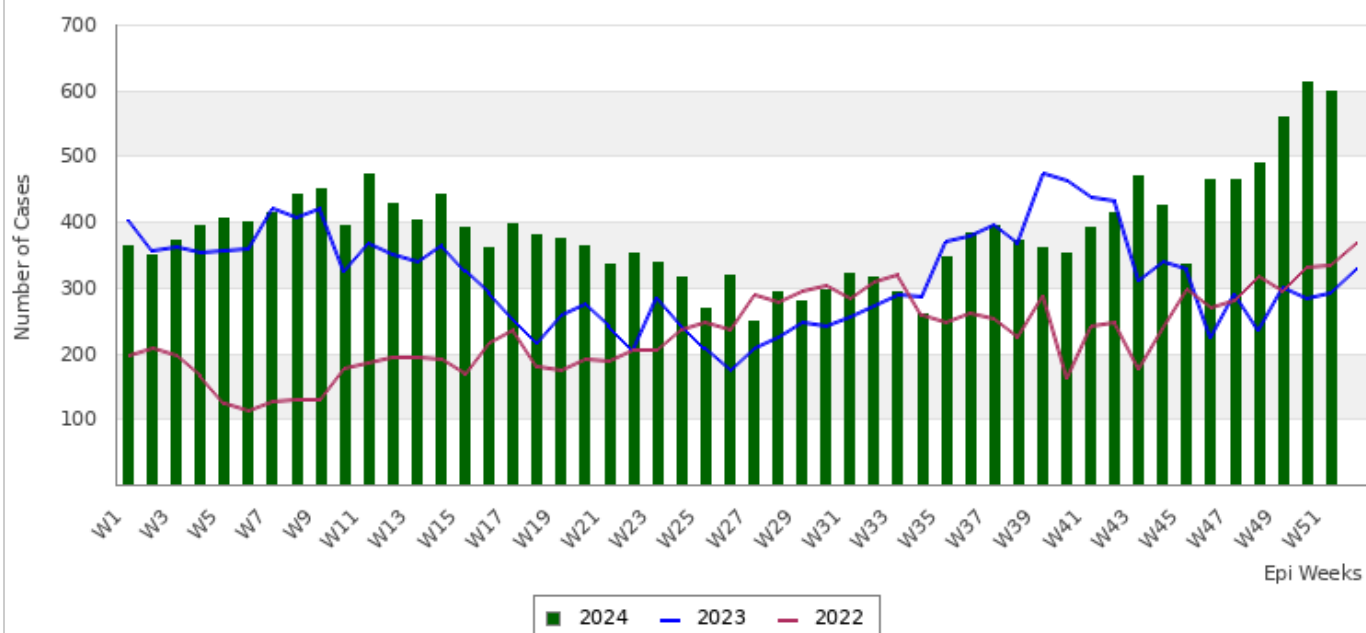


This bulletin includes data since January 2022 till date, including comparison of the same period last two year. In May 2019, 36 new sentinel sites (including public hospitals, private hospitals, and medical colleges) were added and was gradually oriented and started reporting. Recently, in November 2024, 17 reporting sites selected from all the provinces of Nepal were upgraded to sentinel sites, thus the number of sentinel sites are increasing. The current number of sentinel sites is 134.

Trend of Outbreak Prone Diseases/Syndromes



Trend of SARI Cases



Comparative Analysis by Disease/Syndrome (Week 51, 2024)

| Disease (Probable/Suspect/Confirm) | Week 50, 2024 (Previous Week) | Week 51, 2024 (This Week) | Change in No. of Cases | Week 51, 2023 (Last Year Same Week) |
|---------------------------------------|-------------------------------------|---------------------------------|--|---|
| AGE | 281 | 238 | -43 ■ | 214 |
| SARI | 612 | 599 | -13 ■ | 291 |
| Cholera | 9 | 16 | 7 ■ | 0 |
| Malaria | 2 | 2 | 0 ■ | 0 |
| Dengue | 152 | 103 | -49 ■ | 115 |
| Kala azar | 5 | 4 | -1 ■ | 2 |
| Scrub Typhus | 118 | 96 | -22 ■ | 46 |
| Enteric Fever | 101 | 83 | -18 ■ | 53 |
| Influenza Like Illness | 271 | 286 | 15 ■ | 105 |

■ Increase in number of cases
 ■ Decrease in number of cases
 ■ No change in number of cases

Summary Observation

Most of the **AGE** cases were reported from PALPA (18 cases), KATHMANDU (17 cases), RUPANDEHI (13 cases), PARSA (13 cases) and LALITPUR (10 cases).

Most of the **SARI** cases were reported from KATHMANDU (67 cases), KAILALI (54 cases), SUNSARI (49 cases), RUPANDEHI (40 cases) and MORANG (35 cases).

Most of the **Cholera** cases were reported from BHAKTAPUR (6 cases), PARBAT (5 cases), ACHHAM (3 cases), RUPANDEHI (1 case) and MUSTANG (1 case).

Malaria case(s) were reported from KATHMANDU (1 case) and RAUTAHAT (1 case).

Most of the **Dengue** cases were reported from KASKI (20 cases), KATHMANDU (16 cases), JHAPA (9 cases), MAKWANPUR (6 cases) and SUNSARI (5 cases).

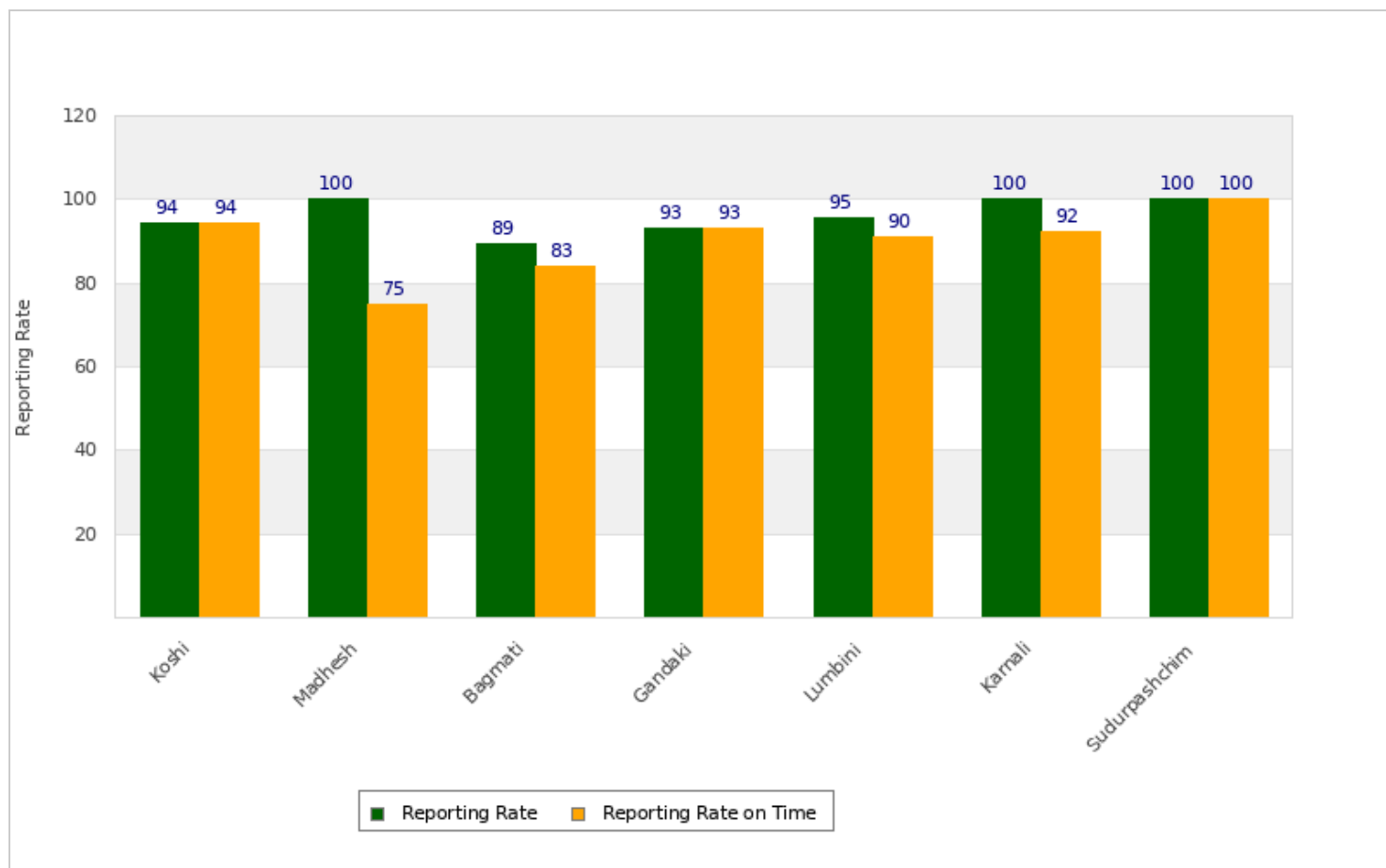
Most of the **Kala azar** cases were reported from PALPA (1 case), KASKI (1 case), KATHMANDU (1 case) and MORANG (1 case).

Most of the **Scrub Typhus** cases were reported from CHITAWAN (10 cases), BHOJPUR (8 cases), DANG (7 cases), DADEL DHURA (6 cases) and BARDIYA (5 cases).

Most of the **Enteric Fever** cases were reported from KAILALI (23 cases), KANCHANPUR (8 cases), DADEL DHURA (8 cases), BAITADI (6 cases) and PARSA (6 cases).

Most of the **Influenza Like Illness** cases were reported from KAILALI (98 cases), ACHHAM (45 cases), BAITADI (32 cases), BAJURA (23 cases) and KANCHANPUR (22 cases).

Province Reporting Status (Week 51, 2024)



Acknowledgement: The Epidemiology and Disease Control Division (EDCD) highly acknowledges the contribution from all the sentinel sites, medical recorders, EWARS focal persons, rapid response team members and technical support from WHO and GIZ for preparation of this bulletin.

Note: This bulletin is also available at the ED CD website. Other information can also be accessed at the website www.edcd.gov.np. If you have difficulty reading this bulletin, you can access it [online](#).