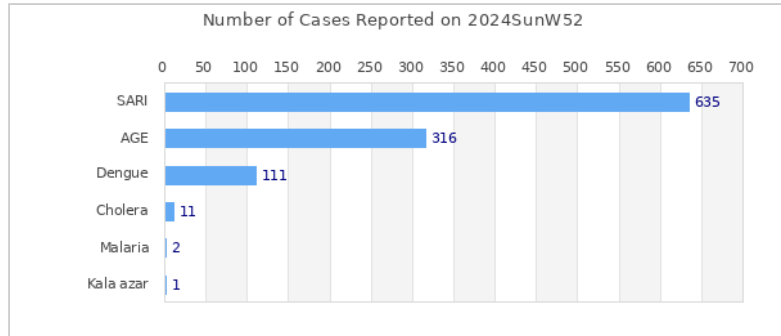




## Highlights

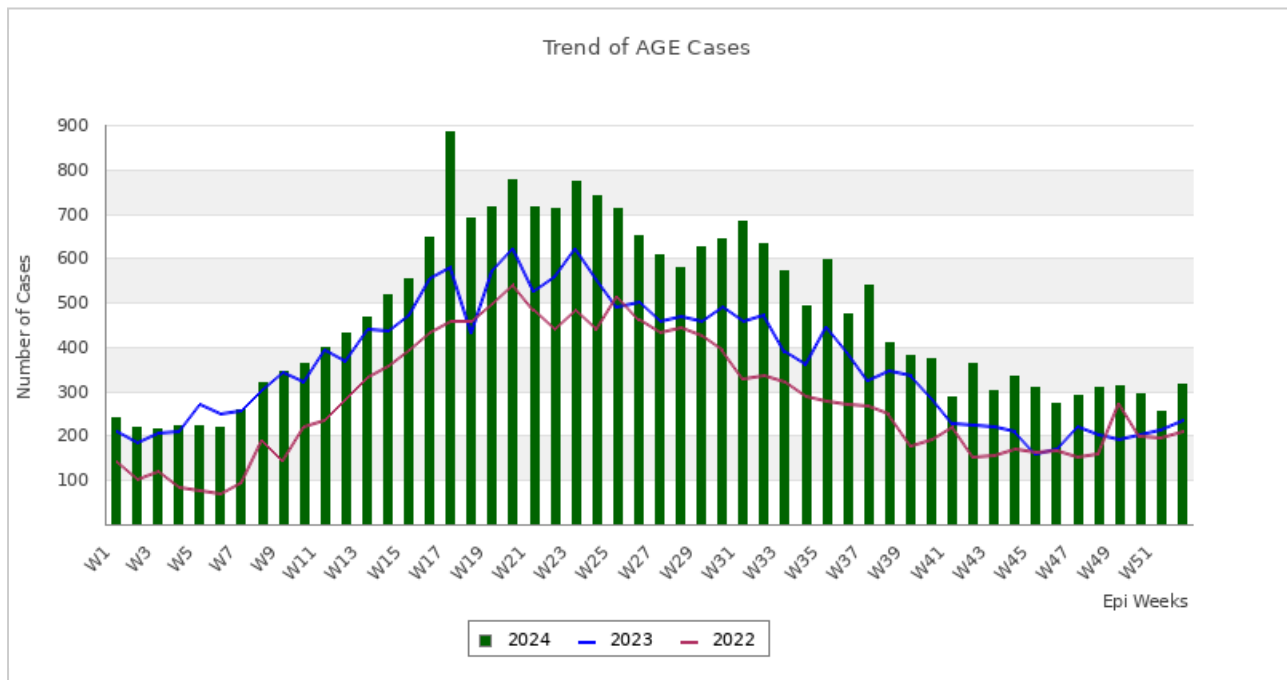
Among the reported diseases, **SARI** is the leading cause of morbidity in Week 52 with **635 (probable/suspect/confirm)** reported cases.

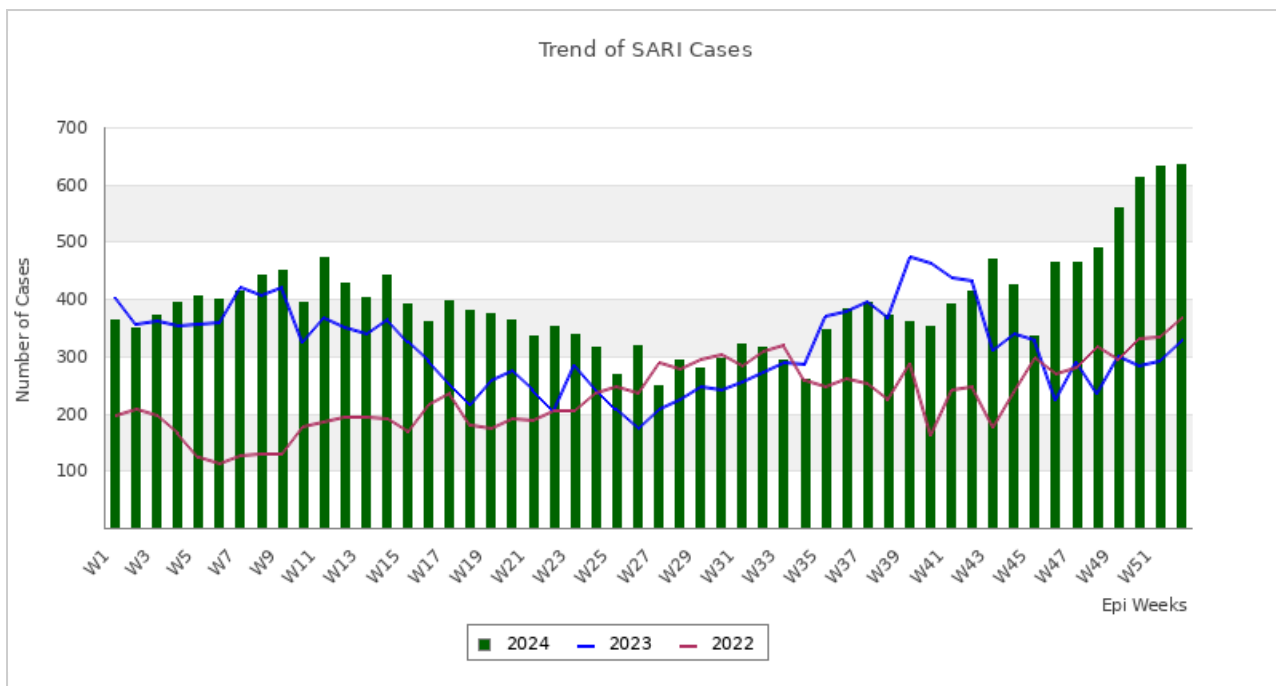
Overall reporting rate of Week 52 is **95.5%** with 128 out of 134 sentinel sites reporting to EWARS.



This bulletin includes data since January 2022 till date, including comparison of the same period last two year. In May 2019, 36 new sentinel sites (including public hospitals, private hospitals, and medical colleges) were added and was gradually oriented and started reporting. Recently, in November 2024, 17 reporting sites selected from all the provinces of Nepal were upgraded to sentinel sites, thus the number of sentinel sites are increasing. The current number of sentinel sites is 134.

## Trend of Outbreak Prone Diseases/Syndromes





### Comparative Analysis by Disease/Syndrome (Week 52, 2024)

Disease (Probable/Suspect/Confirm)	Week 51, 2024 (Previous Week)	Week 52, 2024 (This Week)	Change in No. of Cases	Week 52, 2023 (Last Year Same Week)
<b>AGE</b>	254	316	62 <span style="color: red;">■</span>	234
<b>SARI</b>	632	635	3 <span style="color: red;">■</span>	328
<b>Cholera</b>	16	11	-5 <span style="color: green;">■</span>	0
<b>Malaria</b>	2	2	0 <span style="color: grey;">■</span>	0
<b>Dengue</b>	103	111	8 <span style="color: red;">■</span>	59
<b>Kala azar</b>	5	1	-4 <span style="color: green;">■</span>	2
<b>Scrub Typhus</b>	96	102	6 <span style="color: red;">■</span>	34
<b>Enteric Fever</b>	83	51	-32 <span style="color: green;">■</span>	43
<b>Influenza Like Illness</b>	297	403	106 <span style="color: red;">■</span>	94

■ Increase in number of cases   
 ■ Decrease in number of cases   
 ■ No change in number of cases

### Summary Observation

Most of the **AGE** cases were reported from KATHMANDU (27 cases), PALPA (23 cases), RUPANDEHI (17 cases), GULMI (12 cases) and BHAKTAPUR (12 cases).

Most of the **SARI** cases were reported from SUNSARI (56 cases), MORANG (54 cases), KATHMANDU (53 cases), RUPANDEHI (52 cases) and KAILALI (31 cases).

Most of the **Cholera** cases were reported from PALPA (3 cases), BAGLUNG (2 cases), PARBAT (2 cases), ACHHAM (1 case) and SYANGJA (1 case).

**Malaria** case(s) were reported from KAPILBASTU (1 case) and KATHMANDU (1 case).

Most of the **Dengue** cases were reported from JHAPA (36 cases), KASKI (15 cases), SUNSARI (8 cases), KAVREPALANCHOK (5 cases) and MORANG (5 cases).

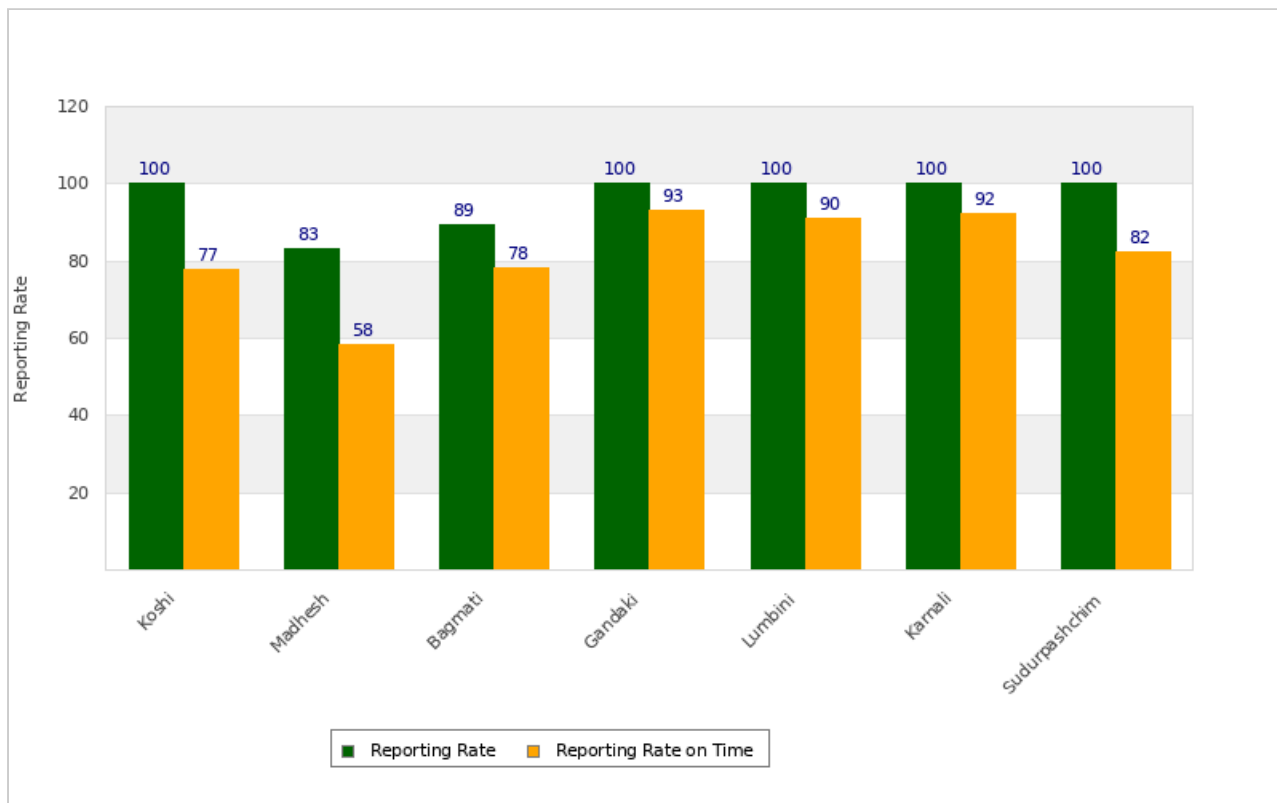
**Kala azar** case(s) were reported from KANCHANPUR (1 case).

Most of the **Scrub Typhus** cases were reported from DANG (11 cases), BARDIYA (10 cases), DADELDHURA (10 cases), LAMJUNG (10 cases) and KANCHANPUR (6 cases).

Most of the **Enteric Fever** cases were reported from KAILALI (8 cases), PARSA (5 cases), KANCHANPUR (3 cases), DARCHULA (3 cases) and MAHOTTARI (3 cases).

Most of the **Influenza Like Illness** cases were reported from KAILALI (183 cases), BAITADI (40 cases), ACHHAM (38 cases), KANCHANPUR (28 cases) and RUKUM WEST (23 cases).

## Province Reporting Status (Week 52, 2024)



**Acknowledgement:** The Epidemiology and Disease Control Division (EDCD) highly acknowledges the contribution from all the sentinel sites, medical recorders, EWARS focal persons, rapid response team members and technical support from WHO and GIZ for preparation of this bulletin.

**Note:** This bulletin is also available at the ED CD website. Other information can also be accessed at the website [www.edcd.gov.np](http://www.edcd.gov.np). If you have difficulty reading this bulletin, you can access it [online](#).